

# **Year 11 GCSE Mock Examinations**

**25<sup>th</sup> February – 14<sup>th</sup> March 2025**

**Information, Support and  
Guidance.**

<b>Page numbers</b>	<b>Section heading</b>
<b>Page 3</b>	<b>Be Selfish For Your Grade</b> <i>(Points to note, revision, how to use this guide)</i>
<b>Page 4 - 8</b>	<b>Revision guidance and Wellbeing tracker</b> <i>(Strategies, school website and schedules)</i>
<b>Page 9 - 10</b>	<b>Mock Helpdesk</b>
<b>Page 11</b>	<b>Mock Exam Timetable</b>
<b>Page 12 – 63</b>	<b>Mock Support Pages and Subject Revision Schedules</b>

## Points to note

Your March mock examinations are your '**second race**' of the year.

It is the last point before your summer GCSE exams, that we can understand what level you are currently working at – this will be a measurement of the extremely impressive hard work you have been completing this academic year.

**Your March mocks will be used to inform predictions** (which will be what 6<sup>th</sup> forms will want to know for your admissions), for any final set changes and allow you to see your progress.

To prepare for your mocks, you should ensure that you have access to the following things:

- Any revision booklets that your subject teacher gives to you.
- Your 'Y11 Revision Guidance' booklet.
- Your class folders (if your teacher allows you to take it).
- Sparx logins.
- Homework booklets.

## Revision

It is important that you are revising correctly and smartly – this means planning your revision schedule and keeping to it, rather than revising at the last minute.

### **IT IS NOT ENOUGH TO JUST COMPLETE THE WORK WHICH IS GIVEN TO YOU IN CLASS**

You should see your learning as follows:

- **Classwork** = the exam paper skills/ addressing any misconceptions.
- **Self-quizzing** = the foundational knowledge for every exam unit (this can be used as a revision technique).
- **Subject homework** = Helping you to recall skills from previous units and all skills.
- **Revision** = Ensuring you are exam ready.

Those who will achieve higher grades will complete all four waves of classwork, self-quizzing, subject homework and revision.

## How to use this guide

This booklet will be published on the school website – here you will have access to any links which appear in the document.

On the next page, you will find a knowledge organiser with all the key skills that you were shown by your tutor.

Ensure that you use your Leitner cards, intervention book and the revision strategies to complete the tasks set by your subjects.

Furthermore, there is an example revision schedule and a blank guidance frame to space out your revision.

### **BE SELFISH FOR YOUR GRADE.**

# Revision Guidance

## The Basics

- Limit distractions.
- Create and use a revision plan.
- Find a nice quiet space to revise in.
- Set an alarm and start early!
- Revise. Repeat. Remember.
- Make sure you eat, sleep and take time out.
- Stay positive.

## How can I revise effectively?

Three common revision techniques that are least effective in helping you revise are:

- ✓ Highlighting texts
- ✓ Re-reading
- ✓ Summarising text

These methods may make you *feel like* you are revising, but there are better ways to help you revise...

## Flashcards

Create these with questions on one side and the answers on the other. You can colour code them for different topics and quiz yourself or others. You can also create flashcards on-line or on your phone using Quizlet.




## Retrieval Practice

Testing yourself for what you know is a really powerful tool in revision. The effort to remember something really strengthens your memory. Use your Knowledge Organisers to Self-Quiz and subject revision guides to help you.

Types: Multiple choice; True or false; odd one out; explanation questions.

## Interleaving & Spacing

Avoid trying to revise all your topics in one go (cramming). Instead, revise chunks of a topic for small amounts of time (15 mins) and then move onto another chunk. This will improve your memory.



## Dual Coding



This is putting your knowledge into visual form alongside words. It increases your chances of remembering it.

## Deliberate Practice

Set aside time to practice improving your knowledge. Choose what you need to do. It should be difficult enough to challenge you, and practice, practice, practice! Try to focus on something you are almost able to do but just not yet!

You have been provided with a range of revision booklets from Mr Thorne, remember that the video guidance on how to revise, what strategies to use and how to use the resources which have been purchased for you are available on the website:

## Year 10

This academic year, Year 10 students will sit Mid-Year and End of Year exams in their GCSE subjects.

To support Year 10 students with their independent revision at home, please find below links to the tutor time revision program PowerPoints as well as instructional videos from YouTube on the revision techniques that Year 10 students have been trained in by their tutors in the Autumn and Spring terms.

Year 10 students can access these resources to support the organisation and the planning of their independent revision.

For further information and support with revision, please contact [sophie.newnham@avonbourneacademy.org.uk](mailto:sophie.newnham@avonbourneacademy.org.uk)

### **Tutor Time Revision Program PowerPoints**

**Session 1:** Introduction to Revision Skills

[please click here](#)

**Session 2: Cornell Notes:**

[please click here](#)

YouTube Instructional Video - Cornell Notes: <https://youtu.be/ErSjc1PEGKE>

**Session 3: Making Effective Flashcards**

[please click here](#)

YouTube Instructional Video - Making Effective Flashcards:  
<https://youtu.be/6HXJrfdvIE>

**Session 4: Leitner Revision Method**

[please click here](#)

YouTube Instructional Video - Leitner Revision Method:  
<https://youtu.be/C20EvKtdjwQ>

**Session 5: Waterfall Method**

[please click here](#)

YouTube Instructional Video - Waterfall Method: (2:03)  
<https://youtu.be/9j3eStWii8I>

## Year 11

Year 11 students will sit Autumn, Spring and Summer mock exams before taking their final GCSE exams at the end of this academic year.

To support Year 11 students with their independent revision at home, students have been provided with the following:

- Revision technique tutorials in tutor time
- Revision schedules
- Subject revision checklists
- Revision how-to guide

Year 11 students can access these resources here to support the organisation and the planning of their independent revision at home.

For further information and support with revision, please contact [sophie.newnham@avonbourneacademy.org.uk](mailto:sophie.newnham@avonbourneacademy.org.uk)

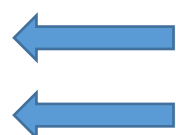
### **Revision Tutorials**

**Session 1**

[please click here](#)

**Session 2**

[please click here](#)



Strategies which you were shown in tutor.

### **Revision Schedules & Subject Revision Checklists**

**Autumn 2**

[Please click here](#)

**Spring 1**

[Please click here](#)

**Revision How-To Guide**

[Please click here](#)

On the next two pages, there are an example two-week revisions schedules.

Revise effectively and ensure that you are prepared to begin your exams on **Tuesday 25<sup>th</sup> of February.**

EXAMPLE REVISION SCHEDULE

TIME	Monday	Tuesday	Wednesday	Thursday	Friday	TIME	Saturday	Sunday
4.30-5.30pm		Netball	History revision – use revision booklet pages 10-16 – 1 hour	Science revision – 1 hour -	English revision– 1 hour – An Inspector calls essay plan and write	9-11am	Family event	Geography revision – 30 mins – rivers unit - mind map RE revision – 30 mins – flashcards - Christianity
6.00-7.00pm	Music revision– 1 hour		Maths revision – 1 hour - <del>Sparx</del>	History revision – 30 mins – Medicine revision guide 5-14		2-4pm	Maths revision – 30 mins - 1 <sup>st</sup> half non-calc revision pack	Meet friends – football (if all revision completed!)
7.30-8.30pm		English revision - 30 mins – flashcards 1-8 Macbeth KO Science revision – 30 mins – mind map – 1 Biology topic			Media revision – 30 mins - 1-6 of revision booklet	6-8pm		

REVISION SCHEDULE – WB: \_\_\_\_\_

TIME	Monday	Tuesday	Wednesday	Thursday	Friday	TIME	Saturday	Sunday

### Well-being tracker

	Mon	Tues	Weds	Thurs	Fri	Sat	Sun
I drank eight glasses of water.							
I got eight hours of sleep.							
I ate a healthy breakfast.							
I saw my friends.							
I limited my screen time.							
I went for a walk.							
I asked a friend how they were.							
I read a book.							
I did 10,000 steps.							

### Reward

If I complete all my revision this week, my reward will be...

### Reflection

Next week I need to focus on...



# Mock Helpdesk

Contact: [Sam.lanahan@avonbourneacademy.org.uk](mailto:Sam.lanahan@avonbourneacademy.org.uk)

If you need further guidance or support, remember the layers of support which are on offer to you. You can talk to:

- Your class teacher.
- Your tutor.
- Your Head of Departments.
- The year team: [Classof2027@avonbourneacademy.org.uk](mailto:Classof2027@avonbourneacademy.org.uk)
- Mr Nash: [Leon.Nash@avonbourneacademy.org.uk](mailto:Leon.Nash@avonbourneacademy.org.uk)
- Ms Underdown: [Fran.Underdown@avonbourneacademy.org.uk](mailto:Fran.Underdown@avonbourneacademy.org.uk)
- Mr Lanahan: [sam.lanahan@avonbourneacademy.org.uk](mailto:sam.lanahan@avonbourneacademy.org.uk)

If you are concerned, stuck or feeling unsure of **anything please get in contact with the school** – we want to be able to offer support to you. Please email the subject contact below:

SPECIFICATION TITLE	EXAM BOARD	LEVEL	Subject contact email address
Art & Design (Fine Art)	AQA	GCSE	<a href="mailto:Jane.Davies@avonbourneacademy.org.uk">Jane.Davies@avonbourneacademy.org.uk</a>
Art & Design (Textile Design)	Eduqas	GCSE	<a href="mailto:Rebecca.mckinley@avonbourneacademy.org.uk">Rebecca.mckinley@avonbourneacademy.org.uk</a>
Biology (Higher)	AQA	GCSE	<a href="mailto:taz.chikwavira@avonbourneacademy.org.uk">taz.chikwavira@avonbourneacademy.org.uk</a>
Chemistry (Higher)	AQA	GCSE	<a href="mailto:taz.chikwavira@avonbourneacademy.org.uk">taz.chikwavira@avonbourneacademy.org.uk</a>
Combined Science: Trilogy (Foundation)	AQA	GCSE	<a href="mailto:taz.chikwavira@avonbourneacademy.org.uk">taz.chikwavira@avonbourneacademy.org.uk</a>
Combined Science: Trilogy (Higher)	AQA	GCSE	<a href="mailto:taz.chikwavira@avonbourneacademy.org.uk">taz.chikwavira@avonbourneacademy.org.uk</a>
Dance GCSE	AQA	GCSE	<a href="mailto:Sophie.Adams@avonbourneacademy.org.uk">Sophie.Adams@avonbourneacademy.org.uk</a>
Design and Technology	AQA	GCSE	<a href="mailto:Molly.Sherwoodtaylor@avonbourneacademy.org.uk">Molly.Sherwoodtaylor@avonbourneacademy.org.uk</a>
English Language	AQA	GCSE	<a href="mailto:Louise.deacon@avonbourneacademy.org.uk">Louise.deacon@avonbourneacademy.org.uk</a>
English Literature	AQA	GCSE	<a href="mailto:Louise.deacon@avonbourneacademy.org.uk">Louise.deacon@avonbourneacademy.org.uk</a>
Business	Pearson	GCSE	<a href="mailto:maria.martin@avonbourneacademy.org.uk">maria.martin@avonbourneacademy.org.uk</a>
Geography	AQA	GCSE	<a href="mailto:Hannah.hipsey@avonbourneacademy.org.uk">Hannah.hipsey@avonbourneacademy.org.uk</a>
Health & Social Care	Pearson	Pearson BTEC Level 1/Level 2 Tech Award	<a href="mailto:Emma.Harkison@avonbourneacademy.org.uk">Emma.Harkison@avonbourneacademy.org.uk</a>
History	Pearson	GCSE	<a href="mailto:Tom.Kidman@avonbourneacademy.org.uk">Tom.Kidman@avonbourneacademy.org.uk</a>

Hospitality & Catering	WJEC	Vocational Level 1/2 in Hospitality & Catering	<a href="mailto:Jennifer.Barnett@avonbourneacademy.org.uk">Jennifer.Barnett@avonbourneacademy.org.uk</a>
Mathematics (Foundation)	Pearson	GCSE	<a href="mailto:jordi.monso@avonbourneacademy.org.uk">jordi.monso@avonbourneacademy.org.uk</a>
Mathematics (Higher)	Pearson	GCSE	<a href="mailto:jordi.monso@avonbourneacademy.org.uk">jordi.monso@avonbourneacademy.org.uk</a>
Media Studies	AQA	GCSE	<a href="mailto:james.willcocks@avonbourneacademy.org.uk">james.willcocks@avonbourneacademy.org.uk</a>
Music	Eduqas	GCSE	<a href="mailto:onyx.littler@avonbourneacademy.org.uk">onyx.littler@avonbourneacademy.org.uk</a>
Dance BTEC	Pearson	BTEC Level 1/Level 2 Tech Award	<a href="mailto:Sophie.Adams@avonbourneacademy.org.uk">Sophie.Adams@avonbourneacademy.org.uk</a>
Physics (Higher)	AQA	GCSE	<a href="mailto:taz.chikwavira@avonbourneacademy.org.uk">taz.chikwavira@avonbourneacademy.org.uk</a>
Religious Studies	AQA	GCSE	<a href="mailto:Kira.Jupe@avonbourneacademy.org.uk">Kira.Jupe@avonbourneacademy.org.uk</a>
French (Foundation)	AQA	GCSE	<a href="mailto:Sophie.watts@avonbourneacademy.org.uk">Sophie.watts@avonbourneacademy.org.uk</a>
French (Higher)	AQA	GCSE	<a href="mailto:Sophie.watts@avonbourneacademy.org.uk">Sophie.watts@avonbourneacademy.org.uk</a>
Sports Science Award	OCR	Level 1/2 Cambridge National Certificate	<a href="mailto:Ross.Goldsmith@avonbourneacademy.org.uk">Ross.Goldsmith@avonbourneacademy.org.uk</a>
Travel & Tourism	Pearson	BTEC Level 1/Level 2 First Award	<a href="mailto:Emma.harkison@avonbourneacademy.org.uk">Emma.harkison@avonbourneacademy.org.uk</a>

# Exam timetable

Date	Period 0	9am Exam	Exam start time	Exam finish time	Period 3	1:30pm Exam	Exam start time	Exam finish time
Tuesday 25th February 2025	English	English Literature Paper 1	09:00	10:45	French	French Writing	13:30	14:30/14:45
Wednesday 26th February 2025	History	History - Medicine in Britain	09:00	10:20	Science	Biology paper 2	13:30	14:45/15:15
Thursday 27th February 2025	English	English Language Paper 1	09:00	10:45	Geography	Geography - Living with the Physical Environment	13:30	15:00
Friday 28th February 2025	Maths	Maths Paper 1	09:00	10:30	History	History - Cold War and Early Elizabethan England	13:30	15:20
Monday 3rd March 2025	Science	Chemistry paper 2	09:00	10:15/10:45	Geography	Geography - Challenges in the Human Environment	13:30	14:35
Tuesday 4th March 2025	English	English Literature Paper 2	09:00	11:15	Sport Science	Sport Science - R180 Reducing the risk of sports injuries an	13:30	14:45
Wednesday 5th March 2025	Maths	Maths Paper 2	09:00	10:30	French	French - Listening and Reading	13:30	14:55/15:20
Thursday 6th March 2025	Science	Physics Paper 2	09:00	10:15/10:45	History	History - Weimar and Nazi Germany	13:30	15:00
Friday 7th March 2025	English	English Language Paper 2	09:00	10:45	Travel and Tourism	Travel and Tourism - Component 3: Influences on Global Tr	13:30	15:30
Monday 10th March 2025	Maths	Maths Paper 3	09:00	10:30	Geography	Geography - Fieldwork	13:30	14:15
Tuesday 11th March 2025	Health and Social Care	Health and Social - Component 3: Health and V	09:00	11:00	Media	Media - Exploring the Media	13:30	15:00
Wednesday 12th March 2025	Religious Studies	RE - Hybrid Paper: Thematics & Christian Pract	09:00	10:45	Design and Technology	GCSE Design and Technology	13:30	15:00
Thursday 13th March 2025	Music	Music	09:00	10:15	Dance	Dance - Written Exam	13:30	15:00
Friday 14th March 2025	Media	Media - Understanding Media Products and For	09:00	10:30	Hospitality and Catering	Hospitality and Catering - Unit 1	13:30	14:50
Monday 17th March 2025		Home Language writing/Reading - various						

**Examinations and content**

<b>Literature, Paper one</b>  1 hr 45 mins	<b>Section A: Shakespeare – 30 marks (AO1, AO2, AO3) + 4 marks (AO4)</b> Students will answer one essay question on their studied Shakespearean text, Macbeth.  <b>Section B: The 19<sup>th</sup> Century Novel – 30 marks (AO1, AO2, AO3)</b> Students will answer one essay question on their studied 19 <sup>th</sup> Century text, A Christmas Carol.
<b>Language, Paper one</b>  1 hr 45 mins	<b>Reading (40 marks) (25%) – one text</b> <ul style="list-style-type: none"> <li>• 1 short form question (1 x 4 marks)</li> <li>• 2 longer form questions (2 x 8 marks)</li> <li>• 1 extended question (1 x 20 marks)</li> </ul> <b>Writing (40 marks) (25%)</b> 1 extended writing question (24 marks for content, 16 marks for technical accuracy)
<b>Literature, Paper two</b>  2 hrs 15 mins	<b>Section A: Modern prose/drama - 30 marks (AO1, AO2, AO3) + 4 marks (AO4)</b> Students will answer one essay question from a choice of two on their studied modern play, An Inspector Calls.  <b>Section B: Power and Conflict poetry - 30 marks (AO1, AO2, AO3)</b> Students will answer one comparative essay question. Students will need to choose a poem from the Power and Conflict cluster to compare to the named poem on the exam paper.  <b>Section C: Unseen Poetry – 32 marks in total</b> Students will answer one question on one unseen poem and one question comparing this poem with a second unseen poem. <ul style="list-style-type: none"> <li>• Part 1: unseen poem essay <b>24 marks (AO1, AO2)</b></li> <li>• Part 2: unseen poetry comparison <b>8 marks (AO2)</b></li> </ul>
<b>Language, Paper two</b>  1 hr 45 mins	<b>Reading (40 marks) (25%) – two linked texts</b> <ul style="list-style-type: none"> <li>• 1 short form question (1 x 4 marks)</li> <li>• 2 longer form questions (1 x 8, 1 x 12 marks)</li> <li>• 1 extended question (1 x 16 marks)</li> </ul> <b>Writing (40 marks) (25%)</b> <ul style="list-style-type: none"> <li>• 1 extended writing question (24 marks for content, 16 marks for technical accuracy)</li> </ul>

**Resources to help students revise and prepare:****Revision / Homework Booklets**

[Spring 2 homework and revision booklet](#)

[English Literature revision booklet](#)

[English Language revision booklet](#)

## Literature Paper 1

<b>Macbeth</b>	<b>A Christmas Carol</b>
<ul style="list-style-type: none"><li>• <a href="#">Macbeth knowledge organiser</a></li><li>• <a href="#">Macbeth supporting resources booklet</a></li><li>• <a href="#">Annotations in your full text booklet</a></li><li>• <a href="#">Macbeth Lit Drive guide</a></li></ul>	<ul style="list-style-type: none"><li>• <a href="#">A Christmas Carol knowledge organiser</a></li><li>• <a href="#">A Christmas Carol supporting resources booklet</a></li><li>• <a href="#">Annotations in your full text booklet</a></li><li>• <a href="#">A Christmas Carol Lit Drive guide</a></li></ul>

## Literature Paper 2

<b>An Inspector Calls</b>	<b>Power and Conflict Poetry</b>	<b>Unseen Poetry</b>
<ul style="list-style-type: none"><li>• <a href="#">An Inspector Calls knowledge organiser</a></li><li>• <a href="#">Annotations in your full text booklet</a></li><li>• <a href="#">An Inspector Calls supporting resources booklet</a></li><li>• <a href="#">An Inspector Calls example questions (at the back of the supporting resources booklet)</a></li><li>• <a href="#">An Inspector Calls Lit Drive guide</a></li></ul>	<ul style="list-style-type: none"><li>• <a href="#">Power and Conflict knowledge organiser</a></li><li>• <a href="#">Annotated poems</a></li><li>• <a href="#">Power and Conflict essay planning and writing slides</a></li><li>• <a href="#">Power and Conflict revision booklet</a></li><li>• <a href="#">Power and Conflict example questions</a></li></ul>	<ul style="list-style-type: none"><li>• <a href="#">Unseen Poetry knowledge organiser</a></li><li>• <a href="#">Unseen Poetry example questions</a></li></ul>

## Language Paper 1

<b>English Language Paper 1</b>
<ul style="list-style-type: none"><li>• <a href="#">English Language Paper 1 Walk-Through</a></li><li>• <a href="#">English Language Paper 1 Example Papers</a></li></ul>

## Language Paper 2

<b>English Language Paper 2</b>
<ul style="list-style-type: none"><li>• <a href="#">English Language paper 2 guidance frame</a></li><li>• <a href="#">English Language Paper 2 walk-through slides</a></li><li>• <a href="#">English Language Paper 2 example papers</a></li></ul>

**Additional literature video resources:**

An Inspector Calls	Power and Conflict Poetry	Unseen Poetry
<p>1) <a href="#">The Inspector (Part 1)</a></p> <p>2) <a href="#">The Inspector (Part 2)</a></p> <p>3) <a href="#">Sheila and Eric (Part 1)</a></p> <p>4) <a href="#">Sheila and Eric (Part 2)</a></p> <p>5) <a href="#">Mr Birling</a></p> <p>6) <a href="#">Mrs Birling</a></p> <p>7) <a href="#">Responsibility (Part 1)</a></p> <p>8) <a href="#">Responsibility (Part 2)</a></p> <p>9) <a href="#">The Generational Divide (Part 1)</a></p> <p>10) <a href="#">The Generational Divide (Part 2)</a></p> <p>11) <a href="#">Challenging Class and Gender (Part 1)</a></p> <p>12) <a href="#">Challenging Class and Gender (Part 2)</a></p> <p><a href="#">MASSOLIT – Priestley: An Inspector Calls   Video lecture by Prof. John McRae,</a></p>	<p>1) <a href="#">London (Part 1)</a></p> <p>2) <a href="#">London (Part 2)</a></p> <p>3) <a href="#">Ozymandias (Part 1)</a></p> <p>4) <a href="#">Ozymandias (Part 2)</a></p> <p>5) <a href="#">My Last Duchess (Part 1)</a></p> <p>6) <a href="#">My Last Duchess (Part 2)</a></p> <p>7) <a href="#">Charge of the Light Brigade (Part 1)</a></p> <p>8) <a href="#">Charge of the Light Brigade (Part 2)</a></p> <p>9) <a href="#">Exposure (Part 1)</a></p> <p>10) <a href="#">Exposure (Part 2)</a></p> <p>11) <a href="#">Poppies (Part 1)</a></p> <p>12) <a href="#">Poppies (Part 2)</a></p> <p>13) <a href="#">Tissue (Part 1)</a></p> <p>14) <a href="#">Tissue (Part 2)</a></p> <p>15) <a href="#">The Emigree (Part 1)</a></p> <p>16) <a href="#">The Emigree (Part 2)</a></p> <p>17) <a href="#">Checking Out Me History (Part 1)</a></p> <p>18) <a href="#">Checking Out Me History (Part 2)</a></p> <p><a href="#">MASSOLIT – Power and Conflict (AQA Poetry Anthology)   Video lecture by Prof. John McRae,</a></p>	<p><a href="#">MASSOLIT – Unseen Poetry   Video lecture by Prof. John McRae,</a></p> <p><a href="#">MASSOLIT – Poetry: How to Read and Analyse Poetry   Video lecture by Prof. John Lennard,</a></p>

**Examinations and content**

<p><b>Literature, Paper one</b></p> <p>1 hr 45 mins</p>	<p><b>Section A: Shakespeare – 30 marks (AO1, AO2, AO3) + 4 marks (AO4)</b> Students will answer one essay question on their studied Shakespearean text, Macbeth.</p> <p><b>Section B: The 19<sup>th</sup> Century Novel – 30 marks (AO1, AO2, AO3)</b> Students will answer one essay question on their studied 19<sup>th</sup> Century text, A Christmas Carol.</p>
<p><b>Literature, Paper two</b></p> <p>2 hrs 15 mins</p>	<p><b>Section A: Modern prose/drama - 30 marks (AO1, AO2, AO3) + 4 marks (AO4)</b> Students will answer one essay question from a choice of two on their studied modern play, An Inspector Calls.</p> <p><b>Section B: Power and Conflict poetry - 30 marks (AO1, AO2, AO3)</b> Students will answer one comparative essay question. Students will need to choose a poem from the Power and Conflict cluster to compare to the named poem on the exam paper.</p> <p><b>Section C: Unseen Poetry – 32 marks in total</b> Students will answer one question on one unseen poem and one question comparing this poem with a second unseen poem.</p> <ul style="list-style-type: none"> <li>• Part 1: unseen poem essay <b>24 marks (AO1, AO2)</b></li> <li>• Part 2: unseen poetry comparison <b>8 marks (AO2)</b></li> </ul>
<p><b>Language, Paper one</b></p> <p>1 hr 45 mins</p>	<p><b>Reading (40 marks) (25%) – one text</b></p> <ul style="list-style-type: none"> <li>• 1 short form question (1 x 4 marks)</li> <li>• 2 longer form questions (2 x 8 marks)</li> <li>• 1 extended question (1 x 20 marks)</li> </ul> <p><b>Writing (40 marks) (25%)</b></p> <ul style="list-style-type: none"> <li>• 1 extended writing question (24 marks for content, 16 marks for technical accuracy)</li> </ul>
<p><b>Language, Paper two</b></p> <p>1 hr 45 mins</p>	<p><b>Reading (40 marks) (25%) – two linked texts</b></p> <ul style="list-style-type: none"> <li>• 1 short form question (1 x 4 marks)</li> <li>• 2 longer form questions (1 x 8, 1 x 12 marks)</li> <li>• 1 extended question (1 x 16 marks)</li> </ul> <p><b>Writing (40 marks) (25%)</b></p> <p>1 extended writing question (24 marks for content, 16 marks for technical accuracy)</p>

**Resources to help students revise and prepare:**

**Literature Paper 1**

<b>Macbeth</b>	<b>A Christmas Carol</b>
<ul style="list-style-type: none"><li>• <a href="#">Macbeth knowledge organiser</a></li><li>• <a href="#">Macbeth supporting resources booklet</a></li><li>• <a href="#">Annotations in your full text booklet</a></li><li>• <a href="#">Macbeth Lit Drive guide</a></li></ul>	<ul style="list-style-type: none"><li>• <a href="#">A Christmas Carol knowledge organiser</a></li><li>• <a href="#">A Christmas Carol supporting resources booklet</a></li><li>• <a href="#">Annotations in your full text booklet</a></li><li>• <a href="#">A Christmas Carol Lit Drive guide</a></li></ul>

**Literature Paper 2**

<b>An Inspector Calls</b>	<b>Power and Conflict Poetry</b>	<b>Unseen Poetry</b>
<ul style="list-style-type: none"><li>• <a href="#">An Inspector Calls knowledge organiser</a></li><li>• <a href="#">Annotations in your full text booklet</a></li><li>• <a href="#">An Inspector Calls supporting resources booklet</a></li><li>• <a href="#">An Inspector Calls example questions (at the back of the supporting resources booklet)</a></li><li>• <a href="#">An Inspector Calls Lit Drive guide</a></li></ul>	<ul style="list-style-type: none"><li>• <a href="#">Power and Conflict knowledge organiser</a></li><li>• <a href="#">Annotated poems</a></li><li>• <a href="#">Power and Conflict essay planning and writing slides</a></li><li>• <a href="#">Power and Conflict revision booklet</a></li><li>• <a href="#">Power and Conflict example questions</a></li></ul>	<ul style="list-style-type: none"><li>• <a href="#">Unseen Poetry knowledge organiser</a></li><li>• <a href="#">Unseen Poetry example questions</a></li></ul>

[English Language Revision Tasks Booklet](#)

**English Language Paper 1**

- [English Language Paper 1 Walk-Through](#)
- [English Language Paper 1 Example Papers](#)

**English Language Paper 2**

- [English Language paper 2 guidance frame](#)
- [English Language Paper 2 walk-through slides](#)
- [English Language Paper 2 example papers](#)



**Additional literature video resources:**

An Inspector Calls	Power and Conflict Poetry	Unseen Poetry
<ol style="list-style-type: none"> <li>1. <a href="#">The Inspector (Part 1)</a></li> <li>2. <a href="#">The Inspector (Part 2)</a></li> <li>3. <a href="#">Sheila and Eric (Part 1)</a></li> <li>4. <a href="#">Sheila and Eric (Part 2)</a></li> <li>5. <a href="#">Mr Birling</a></li> <li>6. <a href="#">Mrs Birling</a></li> <li>7. <a href="#">Responsibility (Part 1)</a></li> <li>8. <a href="#">Responsibility (Part 2)</a></li> <li>9. <a href="#">The Generational Divide (Part 1)</a></li> <li>10. <a href="#">The Generational Divide (Part 2)</a></li> <li>11. <a href="#">Challenging Class and Gender (Part 1)</a></li> <li>12. <a href="#">Challenging Class and Gender (Part 2)</a></li> </ol> <p><a href="#">MASSOLIT – Priestley: An Inspector Calls   Video lecture by Prof. John McRae,</a></p>	<ol style="list-style-type: none"> <li>1. <a href="#">London (Part 1)</a></li> <li>2. <a href="#">London (Part 2)</a></li> <li>3. <a href="#">Ozymandias (Part 1)</a></li> <li>4. <a href="#">Ozymandias (Part 2)</a></li> <li>5. <a href="#">My Last Duchess (Part 1)</a></li> <li>6. <a href="#">My Last Duchess (Part 2)</a></li> <li>7. <a href="#">Charge of the Light Brigade (Part 1)</a></li> <li>8. <a href="#">Charge of the Light Brigade (Part 2)</a></li> <li>9. <a href="#">Exposure (Part 1)</a></li> <li>10. <a href="#">Exposure (Part 2)</a></li> <li>11. <a href="#">Poppies (Part 1)</a></li> <li>12. <a href="#">Poppies (Part 2)</a></li> <li>13. <a href="#">Tissue (Part 1)</a></li> <li>14. <a href="#">Tissue (Part 2)</a></li> <li>15. <a href="#">The Emigree (Part 1)</a></li> <li>16. <a href="#">The Emigree (Part 2)</a></li> <li>17. <a href="#">Checking Out Me History (Part 1)</a></li> <li>18. <a href="#">Checking Out Me History (Part 2)</a></li> </ol> <p><a href="#">MASSOLIT – Power and Conflict (AQA Poetry Anthology)   Video lecture by Prof. John McRae,</a></p>	<p><a href="#">MASSOLIT – Unseen Poetry   Video lecture by Prof. John McRae,</a></p> <p><a href="#">MASSOLIT – Poetry: How to Read and Analyse Poetry   Video lecture by Prof. John Lennard,</a></p>

### Revision Schedule

*Use the revision schedule to fill in your revision planner to organise what you will revise, how and when. All resources referenced below are on TEAMS/linked on the support pages – please email your teacher if you need any resources.*

<b>Department</b>	<b>English</b>		
Week 1			
<b>Focus</b>	<b>Method</b>	<b>Resource</b>	<b>Time</b>
Poetry: Bayonet Charge and Charge of the Light Brigade	<ul style="list-style-type: none"> <li>- Review notes in Poetry revision booklet and transfer to flashcards.</li> <li>- Plan a comparative essay.</li> <li>- Additional: Watch the linked MASSOLIT videos.</li> </ul>	Flashcards Poetry Revision Booklet Annotated Poems MASSOLIT	1 hr
An Inspector Calls	<ul style="list-style-type: none"> <li>- Revise context + Act One quotations from KO – transfer to flashcards.</li> <li>- Theme/character revision – brainstorm for: Mr Birling, Mrs Birling, Class. Use the ‘big question review’ to add ‘clever ideas’.</li> <li>- Plan and write a response</li> </ul>	Knowledge organiser Flashcards Big question review document Example questions – linked on supporting pages. Knowledge organiser Flashcards	1 hr
English Language	<ul style="list-style-type: none"> <li>- Revise P1 Q5 guidance frame – transfer to flashcard.</li> <li>- Plan and write a response.</li> </ul>	Flashcards Guidance Frame Example Questions	1 hr
Week 2			
<b>Focus</b>	<b>Method</b>	<b>Resource</b>	<b>Time</b>
Poetry: Exposure and War Photographer	<ul style="list-style-type: none"> <li>- Review notes in Poetry revision booklet and transfer to flashcards.</li> <li>- Plan a comparative essay.</li> <li>- Additional: Watch the linked MASSOLIT videos.</li> </ul>	Flashcards Poetry Revision Booklet Annotated Poems MASSOLIT	1 hr
Macbeth	<ul style="list-style-type: none"> <li>- Revise Context + Act One &amp; Two information from KO – transfer to flashcards.</li> <li>- Theme revision – brainstorm for: Ambition, Power, The Supernatural.</li> </ul>	Knowledge Organiser Flashcards Example questions – linked on supporting pages.	1 hr

	- Plan and write a linked response.		
English Language	- Revise P1 Q4 guidance frame – transfer to flashcard. - Plan and write a response.	Flashcards Guidance Frame Example Questions	1 hr
<b>Week 3</b>			
<b>Focus</b>	<b>Method</b>	<b>Resource</b>	<b>Time</b>
Poetry: Remains and Kamikaze	- Review notes in Poetry revision booklet and transfer to flashcards. - Plan a comparative essay. - Additional: Watch the linked MASSOLIT videos.	Flashcards Poetry Revision Booklet Annotated Poems MASSOLIT	1 hr
A Christmas Carol	- Revise Context + Stave One & Two information from KO – transfer to flashcards. - Theme revision – brainstorm for: Greed, Family, Responsibility. - Plan and write a linked response.	Knowledge organiser Flashcards Example questions – linked on supporting pages.	1 hr
English Language	- Revise P1 Q1-3 guidance frame – transfer to flashcard. - Plan and write responses.	Flashcards Guidance Frame Example Questions	1 hr
<b>Week 4</b>			
<b>Focus</b>	<b>Method</b>	<b>Resource</b>	<b>Time</b>
Poetry: London and Ozymandias	- Review notes (either your own or the annotated copies on TEAMS/linked to the support pages) and transfer to flashcards. - Plan a comparative essay. - Additional: Watch the linked MASSOLIT videos.	Flashcards Y10 Poetry Booklet/ Annotated Poems (on TEAMS/support pages) MASSOLIT	1 hr
An Inspector Calls	- Revise Act One + Two quotations from KO – transfer to flashcards. - Theme/character revision – brainstorm for: Gerald, Inspector, Power. Use the 'big question review' to add 'clever ideas'.	Knowledge Organiser Flashcards Big question review document Example questions – linked on supporting pages.	1 hr

	- Plan and write a response		
English Language	- Revise P2 Q5 guidance frame – transfer to flashcard. - Plan and write a response.	Flashcards Guidance Frame Example Questions	1 hr
Week 5			
<b>Focus</b>	<b>Method</b>	<b>Resource</b>	<b>Time</b>
Poetry: Extract from the Prelude and My Last Duchess	- Review notes (either your own or the annotated copies on TEAMS/linked to the support pages) and transfer to flashcards. - Plan a comparative essay. - Additional: Watch the linked MASSOLIT videos.	Flashcards Y10 Poetry Booklet/ Annotated Poems (on TEAMS/support pages) MASSOLIT	1 hr
Macbeth	- Revise Act Three-Five quotations from KO – transfer to flashcards. - Theme revision – brainstorm for: Loyalty, Guilt, Fate. - Plan and write a linked response.	Knowledge Organiser Flashcards Example questions – linked on supporting pages.	1 hr
English Language	- Revise P2 Q4 guidance frame – transfer to flashcard. - Plan and write a response.	Flashcards Guidance Frame Example Questions	1 hr
Week 6			
<b>Focus</b>	<b>Method</b>	<b>Resource</b>	<b>Time</b>
Poetry: Poppies, Tissue, Checkin Out Me History	- Review notes (either your own or the annotated copies on TEAMS/linked to the support pages) and transfer to flashcards. - Plan a comparative essay. - Additional: Watch the linked MASSOLIT videos.	Flashcards Y10 Poetry Booklet/ Annotated Poems (on TEAMS/support pages) MASSOLIT	1 hr
A Christmas Carol	- Revise Stave Three-Five quotations from KO – transfer to flashcards. - Theme revision – brainstorm for: Time,	Knowledge Organiser Flashcards Example questions – linked on supporting pages.	1 hr

	<p>Compassion, Christmas.</p> <ul style="list-style-type: none"> <li>- Plan and write a linked response.</li> </ul>		
English Language	<ul style="list-style-type: none"> <li>- Revise P2 Q1-3 guidance frame – transfer to flashcard.</li> <li>- Plan and write a response.</li> </ul>	<p>Flashcards Guidance Frame Example Questions</p>	1 hr

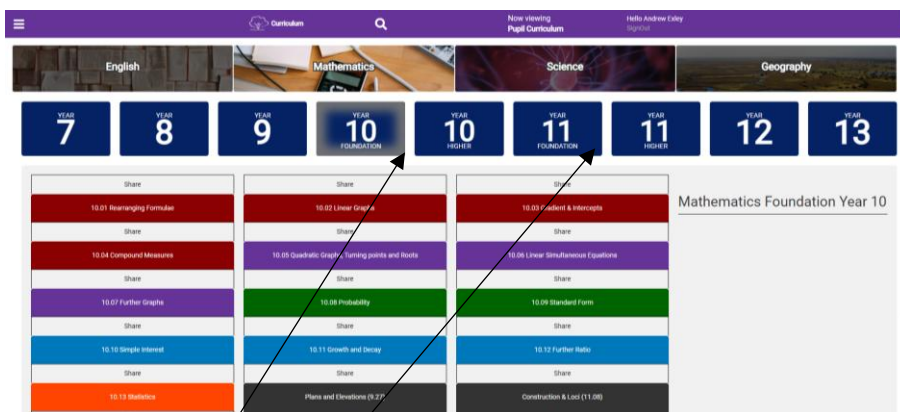
## The Examinations

**Paper 1: Non-Calculator – 1 hour 30 mins**

**Paper 2: Calculator – 1 hour 30 mins**

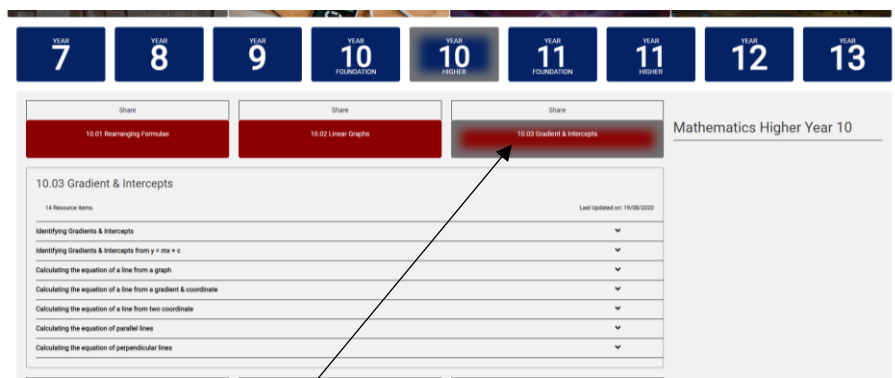
**Paper 3: Calculator – 1 hour 30 mins**

UL Resources [Curriculum - Curriculum \(unitedlearning.org.uk\)](http://Curriculum - Curriculum (unitedlearning.org.uk))



Use the Year 10 and 11 lessons to help with revision. The link above takes you to the UL Pupil page shown.

Each topic then has multiple video lessons included as shown below.



Click on the title to open the list of lessons.

## Links for further resources

### [SPARX Maths](#)

Log in and use your account as normal

Use the links below to see the clip numbers by topic

[Sparx GCSE Revision Foundation.pdf](#)

[Sparx GCSE Revision Crossover.pdf](#)

[Sparx GCSE Revision Higher.pdf](#)

### [Corbett Maths](#)

Great selection of questions organised by topic. All have answers on the site.

### **Practice Papers**

[Foundation Exam Papers](#)

[Higher Exam Papers](#)

[Markschemes](#)

Remember the key to maths revision is **practising questions**

### Maths Foundation Revision Schedule

*Use the revision schedule to fill in your revision planner to organise what you will revise, how and when.*

<b>Department</b>	Maths		
Topic 1			
<b>Focus</b>	<b>Method</b>	<b>Resource</b>	<b>Time</b>
Solving Linear Equations	Watch modelling videos <b>and</b> complete practice questions	SPARX Code U755, U325, U870, U505, U599/Corbett Maths	30mins
Topic 2			
<b>Focus</b>	<b>Method</b>	<b>Resource</b>	<b>Time</b>
Rearranging Formulae	Watch modelling videos <b>and</b> complete practice questions	SPARX Code U556/Corbett Maths	30mins
Topic 3			
<b>Focus</b>	<b>Method</b>	<b>Resource</b>	<b>Time</b>
Factors and Multiples	Watch modelling videos <b>and</b> complete practice questions	SPARX Code U211, U751, U529 /Corbett Maths	30mins
Topic 4			
<b>Focus</b>	<b>Method</b>	<b>Resource</b>	<b>Time</b>
Product of Prime Factors	Watch modelling videos <b>and</b> complete practice questions	SPARX Code U211, U751, U529 /Corbett Maths	30mins
Topic 5			
<b>Focus</b>	<b>Method</b>	<b>Resource</b>	<b>Time</b>
Standard Form	Watch modelling videos <b>and</b> complete practice questions	SPARX Code U330, U534 U264, U290, U161 /Corbett Maths	30mins
Topic 6			
<b>Focus</b>	<b>Method</b>	<b>Resource</b>	<b>Time</b>
Ratio (simplifying and sharing)	Watch modelling videos <b>and</b> complete practice questions	SPARX Code U687 U753, U577 /Corbett Maths	30mins
Topic 7			
<b>Focus</b>	<b>Method</b>	<b>Resource</b>	<b>Time</b>
Averages (Mean, Median, Mode)	Watch modelling videos <b>and</b> complete practice questions	SPARX Code U260 U291,U456,U526 /Corbett Maths	30mins
Topic 8			
<b>Focus</b>	<b>Method</b>	<b>Resource</b>	<b>Time</b>

Fractions (four operations)	Watch modelling videos <b>and</b> complete practice questions	SPARX Code U736, U793 U475, U544 /Corbett Maths	30mins
Topic 9			
<b>Focus</b>	<b>Method</b>	<b>Resource</b>	<b>Time</b>
Factorising Expressions	Watch modelling videos <b>and</b> complete practice questions	SPARX Code U365 /Corbett Maths	30mins
Topic 10			
<b>Focus</b>	<b>Method</b>	<b>Resource</b>	<b>Time</b>
Percentages (finding % of an amount)	Watch modelling videos <b>and</b> complete practice questions	SPARX Code U554, U349 /Corbett Maths	30mins



### Maths Higher Revision Schedule

*Use the revision schedule to fill in your revision planner to organise what you will revise, how and when.*

<b>Department</b>	Maths		
Topic 1			
<b>Focus</b>	<b>Method</b>	<b>Resource</b>	<b>Time</b>
Straight Line Graphs	Watch modelling videos <b>and</b> complete practice questions	SPARX Code U898/Corbett Maths	30mins
Topic 2			
<b>Focus</b>	<b>Method</b>	<b>Resource</b>	<b>Time</b>
Rearranging Formulae	Watch modelling videos <b>and</b> complete practice questions	SPARX Code U556/Corbett Maths	30mins
Topic 3			
<b>Focus</b>	<b>Method</b>	<b>Resource</b>	<b>Time</b>
Simultaneous Equations	Watch modelling videos <b>and</b> complete practice questions	SPARX Code U760, U757, U836, U137 /Corbett Maths	30mins
Topic 4			
<b>Focus</b>	<b>Method</b>	<b>Resource</b>	<b>Time</b>
Probability	Watch modelling videos <b>and</b> complete practice questions	SPARX Code U369 U246, U821, U806 U476, U748, U699 /Corbett Maths	30mins
Topic 5			
<b>Focus</b>	<b>Method</b>	<b>Resource</b>	<b>Time</b>
Index Laws	Watch modelling videos <b>and</b> complete practice questions	SPARX Code U662 /Corbett Maths	30mins
Topic 6			
<b>Focus</b>	<b>Method</b>	<b>Resource</b>	<b>Time</b>
Standard Form	Watch modelling videos <b>and</b> complete practice questions	SPARX Code U330, U534, U264, U290 /Corbett Maths	30mins
Topic 7			
<b>Focus</b>	<b>Method</b>	<b>Resource</b>	<b>Time</b>
Ratio	Watch modelling videos <b>and</b> complete practice questions	SPARX Code U687, U753, U176, U577, U921, U865 /Corbett Maths	30mins
Topic 8			
<b>Focus</b>	<b>Method</b>	<b>Resource</b>	<b>Time</b>
Averages (Mean, Median, Mode)	Watch modelling videos <b>and</b> complete practice questions	SPARX Code U408, U510, U683, U580 /Corbett Maths	30mins

Topic 9			
Focus	Method	Resource	Time
Expanding and Factorising	Watch modelling videos <b>and</b> complete practice questions	SPARX Code U606 U858/Corbett Maths	30mins
Topic 10			
Focus	Method	Resource	Time
Pythagoras	Watch modelling videos <b>and</b> complete practice questions	SPARX Code U385 /Corbett Maths	30mins

**The Examinations and Content**

All topics are available on the United Learning curriculum website which is linked below (ensure you click the drop down menu on the top left to select key stage 4)

<p><b><u>Trilogy Science</u></b> <b><u>(Combined Science)</u></b></p> <p>Past papers Foundation: <a href="#">Biology paper 2 Foundation</a> <a href="#">Chemistry paper 2 Foundation</a> <a href="#">Physics paper 2 Foundation</a></p> <p>Past papers higher: <a href="#">Biology paper 2 Higher</a> <a href="#">Chemistry paper 2 Higher</a> <a href="#">Physics paper 2 Higher</a></p>	<p><b>Biology Paper 2: 1hr 15mins (higher or foundation)</b> <b>All lessons available on the link here: <a href="#">Curriculum - Curriculum (unitedlearning.org.uk)</a></b> B5 – Homeostasis and response B6 – Inheritance and variation B7 – Ecology</p> <p><b>Chemistry Paper 2: 1hr 15mins (higher or foundation)</b> <b>All lessons available on the link here: <a href="#">Curriculum - Curriculum (unitedlearning.org.uk)</a></b> C6 – Rate and extent of chemical change C7 – Organic chemistry</p> <p><b>Physics Paper 2: 1hr 15mins (higher or foundation)</b> <b>All lessons available on the link here: <a href="#">Curriculum - Curriculum (unitedlearning.org.uk)</a></b> P5 – Forces P6 – Waves P7 – Electricity and magnetism</p>
<p><b><u>Triple Science</u></b> <b><u>(Separate Sciences)</u></b></p> <p>When selecting the lessons on the curriculum website, ensure you have toggled the triple button on so you don't miss anything out.</p> <p>Past papers: <a href="#">Biology paper 2</a> <a href="#">Chemistry paper 2</a> <a href="#">Physics paper 2</a></p>	<p><b>Biology Paper 1: 1hr 45mins (higher or foundation)</b> <b>All lessons available on the link here: <a href="#">Curriculum - Curriculum (unitedlearning.org.uk)</a></b> B5 – Homeostasis and response B6 – Inheritance and variation B7 – Ecology</p> <p><b>Chemistry Paper 1: 1hr 45mins (higher or foundation)</b> <b>All lessons available on the link here: <a href="#">Curriculum - Curriculum (unitedlearning.org.uk)</a></b> C6 – Rate and extent of chemical change C7 – Organic chemistry C9 – Chemistry of the atmosphere C10 – Using resources</p> <p><b>Physics Paper 1: 1hr 45mins (higher or foundation)</b> <b>All lessons available on the link here: <a href="#">Curriculum - Curriculum (unitedlearning.org.uk)</a></b> P5 – Forces P6 – Waves P7 – Electricity and magnetism P8 – Space physics</p>

**Resources to help students revise and prepare:**

Students should use [Sparx Science](#) and BBC Bitesize for [Combined Science](#) and for Separate Science [Biology](#), [Chemistry](#), and [Physics](#) as well as [Exampro](#) (for your login see your science teacher).

You should also be using your knowledge organisers to self-quiz.

### Revision Schedule

*Use the revision schedule to fill in your revision planner to organise what you will revise, how and when.*

<b>Department</b>	Science		
Week 1			
<b>Focus</b>	<b>Method</b>	<b>Resource</b>	<b>Time</b>
B5 Homeostasis and response	Sparx Science Knowledge organiser self-quizzing Past paper questions	<a href="#">Sparx Science</a> codes: R904, R213, R936, R683, R832, R379, R841, R651, R910, R679, R493, R275,  Past paper Qs on support page	1 hour 30 minutes
Week 2			
<b>Focus</b>	<b>Method</b>	<b>Resource</b>	<b>Time</b>
C6 – Rate and extent of chemical change	Sparx Science Knowledge organiser self-quizzing Past paper questions	<a href="#">Sparx Science</a> codes: R771, R280, R895, R601, R768, R115  Past paper Qs on support page	1 hour 30 minutes
Week 3			
<b>Focus</b>	<b>Method</b>	<b>Resource</b>	<b>Time</b>
P5 – Forces	Sparx Science Knowledge organiser self-quizzing Past paper questions	<a href="#">Sparx Science</a> codes: R197, R853, R590, R744, R589, R307, R337, R598, R494, R353, R314, R374, R639, R908, R760, R799, R112, R176, R663, R893, R138, R597, R149, R519, R823, R134, R107, R980, R695  Past paper Qs on support page	1 hour 30 minutes
Week 4			
<b>Focus</b>	<b>Method</b>	<b>Resource</b>	<b>Time</b>
B6 Inheritance and variation	Sparx Science Knowledge organiser self-quizzing Past paper questions	<a href="#">Sparx Science</a> codes: R320, R969, R810, R216, R249, R933, R431, R276, R738, R754, R801, R609, R805, R719, R294, R175, R761  Past paper Qs on support page	1 hour 30 minutes

Week 5			
Focus	Method	Resource	Time
C7 Organic chemistry	Sparx Science Knowledge organiser self-quizzing Past paper questions	<a href="#">Sparx Science</a> codes: R526, R205, R837, R240  Past paper Qs on support page	1 hour 30 minutes
Week 6			
Focus	Method	Resource	Time
P6 Waves	Sparx Science Knowledge organiser self-quizzing Past paper questions	<a href="#">Sparx Science</a> codes: R186, R103, R569, R452, R625, R288, R992, R699, R556, R919, R993  Past paper Qs on support page	1 hour 30 minutes
Week 7			
Focus	Method	Resource	Time
B7 Ecology	Sparx Science Knowledge organiser self-quizzing Past paper questions	<a href="#">Sparx Science</a> codes: R504, R226, R750, R453, R173, R656, R618, R347, R355, R824, R153, R748, R604, R975, R325, R124  Past paper Qs on support page	1 hour 30 minutes
Week 8:			
Focus	Method	Resource	Time
C8 and C9 (chemical analysis and chemistry of the atmosphere)	Sparx Science Knowledge organiser self-quizzing Past paper questions	<a href="#">Sparx Science</a> codes: R281, R256, R638, R720, R953, R443, R225, R391, R728, R873, R221, R119  Past paper Qs on support page	1 hour 30 minutes

## Exams

You will sit three exams:

- Paper 1: Medicine in Britain – 1 hr and 20 minutes
- Paper 2: Early Elizabethan England AND Superpower relations and the Cold War – 1 hr and 50 minutes
- Paper 3: Weimar and Nazi Germany – 1 hr and 30 minutes

## Topics to be covered in the assessments:

Medicine in Britain content:

- Medieval Medicine, 1250-1500
- Renaissance Medicine, 1500-1700
- Industrial Medicine, 1700-1900
- Modern Medicine, 1900 to present day
- The British Sector of the Western Front, 1914-18: injuries, treatments and the trenches

Medicine in Britain exam questions:

- Describe one feature of... (2 marks) x2
- How useful are two sources for an enquiry... (8 marks)
- How could you follow up the source to find out more... (4 marks)
- Explain one way in which ... was similar/different to... (4 marks)
- Explain why... (12 marks)
- Statement. How far do you agree? (16 marks + 4 SPAG marks)

Superpower relations and the Cold War content:

- The origins of the Cold War, 1941-58
- Cold War crises, 1958-70
- The end of the Cold War, 1970-91

Superpower relations and the Cold War exam questions:

- Explain one consequence of... (4 marks) x2
- Write a narrative account analysing the... (8 marks)
- Explain two of the following:
  - The importance of X for/in/on Y...
  - The importance of X for/in/on Y...
  - The importance of X for/in/on Y... (16 marks)

Weimar and Nazi Germany content:

- The Weimar Republic, 1918-29
- Hitler's rise to power, 1919-33
- Nazi control and dictatorship, 1933-39
- Life in Nazi Germany, 1933-39

Weimar and Nazi Germany exam questions:

- Give two things you can infer from Source A about... (4 marks)
- Explain why... (12 marks)
- How useful are Sources B and C for an enquiry... (8 marks)
- Study interpretation 1 & 2. What is the main difference between the views? (4 marks)
- Suggest one reason why the interpretations have different views, using the sources to explain your answer. (4 marks)
- How far do you agree with interpretation ... about ... . Explain with both interpretation and your own knowledge. (16 marks + 4 SPAG marks)

Early Elizabethan England content:

- Queen, government and religion, 1558-69
- Challenges to Elizabeth at home and abroad, 1569-88

Early Elizabethan England exam questions:

- Describe one feature of... (2 marks) x2
- Explain why... (12 marks)
- Statement. How far do you agree? (16 marks)

**Resources to help students revise and prepare:**

Medicine in Britain:

- Medicine revision guide and answer slides
- Medicine lesson booklets
- Medicine knowledge organisers and fluency sheets
- Medicine exam technique organiser
- Medicine exam questions bank
- Seneca courses- make sure you have selected Edexcel courses
- [United Learning lessons](#)

Weimar and Nazi Germany:

- Germany revision guide and answer slides
- Germany lesson booklets
- Germany knowledge organisers and fluency sheets
- Germany exam technique organiser
- Germany exam questions bank
- Seneca courses- make sure you have selected Edexcel courses
- [United Learning lessons](#)

Superpower relations and the Cold War:

- Cold War revision guide and answer slides
- Cold War lesson booklets
- Cold War knowledge organisers and fluency sheets
- Cold War exam technique organiser
- Cold War exam questions bank
- Seneca courses- make sure you have selected Edexcel courses
- [United Learning lessons](#)

Early Elizabethan England:

- Elizabeth revision guide and answer slides
- Elizabeth lesson booklets
- Elizabeth knowledge organisers and fluency sheets
- Elizabeth exam technique organiser
- Elizabeth exam questions bank
- Seneca courses- make sure you have selected Edexcel courses
- [United Learning lessons](#)

All topics:

- Combined knowledge organisers booklet
- Blank knowledge organisers
- Suggested revision schedule in place since w/c 13<sup>th</sup> January
- All revision resources are on the class Team- these are updated regularly

## History Grade 4 Revision Schedule – Year 11 March mock exams 2024

Week 1			
Focus	Method	Resource	Time
Medicine overviews (pages 5-7 in revision guide)	Retrieval practice	Medicine revision guide and green pen from Teams	30 minutes
Week 2			
Focus	Method	Resource	Time
Medicine overviews (pages 8-14) in revision guide	Retrieval practice	Medicine revision guide and green pen from Teams	30 minutes
Germany blank knowledge organisers	Retrieval practice	Germany revision guide	30 minutes
Week 3			
Focus	Method	Resource	Time
Germany main enquiries (KT1 and KT2- pages 5-13)	Retrieval practice	Germany revision guide and green pen from Teams	30 minutes
Medicine blank knowledge organisers	Retrieval practice	Medicine revision guide	30 minutes
Week 4			
Focus	Method	Resource	Time
Germany main enquiries (KT3 and KT4- pages 14-22)	Retrieval practice	Germany revision guide and green pen from Teams	30 minutes
Medicine Western Front (pages 15-20 in revision guide)	Retrieval practice	Medicine revision guide and green pen from Teams	30 minutes
Week 5			
Focus	Method	Resource	Time
Cold War main enquiries (pages 5-16)	Retrieval practice	Cold War revision guide and green pen from Teams	30 minutes
Medicine blank knowledge organisers	Retrieval practice	Medicine revision guide	30 minutes
Week 6			
Focus	Method	Resource	Time
Cold War blank knowledge organisers	Retrieval practice	Cold War revision guide	30 minutes
Medicine overviews (pages 5-7 in revision guide)	Retrieval practice	Medicine revision guide and green pen from Teams	30 minutes
Germany blank knowledge organisers	Retrieval practice	Germany revision guide	30 minutes
Elizabeth review	Mind maps of key topics so far	Elizabeth lesson booklets	30 minutes
Week 7			
Focus	Method	Resource	Time
Medicine 16-mark questions, describe two	Plan out exam questions	Exam question bank	30 minutes



features, similarity/difference 4 mark question			
Germany 12-mark questions, source/interpretation practice	Plan out exam questions	Exam question bank	30 minutes
Cold War all questions	Plan out exam questions	Exam question bank	30 minutes
Elizabeth all questions	Plan out exam questions	Exam question bank	30 minutes

## History Grade 9 Revision Schedule – Year 11 March mock exams 2024

Week 1			
Focus	Method	Resource	Time
Medicine overviews (pages 5-14 in revision guide)	Retrieval practice	Medicine revision guide and green pen from Teams	1 hour
Week 2			
Focus	Method	Resource	Time
Medicine Western Front (pages 15-20 in revision guide)	Retrieval practice	Medicine revision guide and green pen from Teams	45 minutes
Germany blank knowledge organisers	Retrieval practice	Germany revision guide	30 minutes
Week 3			
Focus	Method	Resource	Time
Germany main enquiries (KT1 and KT2- pages 5-13)	Retrieval practice	Germany revision guide and green pen from Teams	1 hour
Medicine blank knowledge organisers	Retrieval practice	Medicine revision guide	30 minutes
Week 4			
Focus	Method	Resource	Time
Germany main enquiries (KT3 and KT4- pages 14-22)	Retrieval practice	Germany revision guide and green pen from Teams	1 hour
Cold War blank knowledge organisers	Retrieval practice	Knowledge organisers	20 minutes
Week 5			
Focus	Method	Resource	Time
Cold War main enquiries (pages 5-16)	Retrieval practice	Cold War revision guide and green pen from Teams	30 minutes
Germany key events (pages 27-36)	Retrieval practice	Germany revision guide and green pen from Teams	1 hour
Week 6			
Focus	Method	Resource	Time
Medicine key individuals (pages 29-39)	Retrieval practice	Medicine revision guide and green pen from Teams	1 hour
Germany enquiry arguments and key individuals (pages 23-26, 37-47)	Retrieval practice	Germany revision guide and green pen from Teams	1 hour 30 minutes
Cold War key events (pages 17-38)	Retrieval practice	Cold War revision guide and green pen from Teams	1 hour
Elizabeth review	Mind maps of key topics so far	Elizabeth lesson booklets	30 minutes
Week 7			
Focus	Method	Resource	Time
Medicine 16-mark questions, describe two	Plan out exam questions	Exam question bank	1 hour

features, similarity/difference 4 mark question			
Germany 12-mark questions, source/interpretation practice	Plan out exam questions	Exam question bank	1 hour
Cold War all questions	Plan out exam questions	Exam question bank	1 hour
Elizabeth all questions	Plan out exam questions	Exam question bank	1 hour

**Course:** AQA GCSE Geography

**Recommended Revision Guide:** CGP GCSE AQA Geography (9-1) NEW Revision Guide: [Amazon Link](#)

**\*If you do not have a copy come and see Mrs Hipsey in 6:2.**

**Past Papers:** [AQA Link](#)

**Equipment reminder:** Always have a pencil, ruler, and calculator alongside your normal equipment in your geography exam.

You will sit three papers:

- Paper 1 (Living with the physical environment)
- Paper 2 (Challenges of the human environment)
- Paper 3 (Fieldwork and Geographical application)

\*Please note for paper 2 the challenge of resource management will not be covered as we have not covered this section yet in class.

**Paper 1:** 1h30m 88 marks.

- Section A: Challenges of natural hazards (Question 1)
- Section B: The living world (Question 2)
- Section C: UK landscapes
  - Coasts (Question 3)
  - Rivers (Question 4)
  - **Do not answer the glaciation section.**

**Paper 2:** 1hour 5 minutes 63 marks

- Section A: Urban Issues and Challenges
- Section B: The changing economic world

**Paper 3:** 45 minutes

- Fieldwork
- Geographical skills

**Resources to help revision:**

- [Revision schedule](#)
- After school revision schedule – Mondays in BU7 – see your geography teacher.
- AQA Geography Seneca Course: [Free Homework & Revision for A Level, GCSE, KS3 & KS2 \(senecalearning.com\)](#)
- Recommended Revision Guide: CGP GCSE AQA Geography (91-) NEW Revision Guide: [Amazon Link](#)
- Past Papers: [AQA Link](#)
- [United Learning Curriculum platform:](#)
- [Knowledge builder](#)
- [Exam Technique Breakdown.docx](#)
- [Paper 1 Paper 1 - 6&9 Markers Suggest Revision.docx](#)
- [Paper 1 Paper 1 - Case studies and exam questions booklet.docx](#)
- [Paper 1 Paper 1 CGP Workbook for Content Revision.pdf](#)

- [Paper 2 Paper 2 - Case studies and exam questions booklet .pdf](#)
- [Paper 3 Fieldwork revision booklet.docx](#)
- [Paper 3 Fieldwork revision booklet with Answers.docx](#)

### **Topics, case studies and examples**

#### **Paper 1: Living with the physical environment**

##### Section A: The challenge of natural hazards

- Natural and Tectonic hazards [UL Lesson 1](#) [UL Lesson 2](#)
  - Natural hazards
  - Tectonic plates
  - Volcanoes
  - Earthquakes
  - CASE STUDY: LIC Earthquake – Nepal 7.8 2015 (CGP pg. 6/7)
  - CASE STUDY: HIC Earthquake – New Zealand 7.8 2016 (CGP pg. 6/7)
  - Living with tectonic hazards

##### Section B: The living world

- Ecosystems [UL Lesson 1](#)
  - Food chains, webs and nutrient cycle
  - EXAMPLE: UK Ecosystem – Slapton Ley Reed Beds (CGP pg. 21)
  - Global ecosystems (biomes)
- Tropical Rainforests [UL Lesson 1](#)
  - Tropical Rainforests – Characteristics
  - Tropical Rainforest – Adaptations
  - CASE STUDY - Tropical Rainforest: Deforestation – Amazon (GCP pg. 26/27)
  - Tropical rainforests – Sustainable management
- Hot deserts [UL Lesson 1](#)
  - Hot Deserts – Characteristics
  - Hot Deserts – Adaptations
  - CASE STUDY: Hot Deserts – The Sahara (CGP pg. 32)
  - Hot Deserts – Desertification

##### Section C: Physical landscapes in the UK

- UK Landscape [UL Lesson 1](#)
  - Relief and rivers
- Coasts [UL Lesson 1](#)
  - Coastal processes
  - Coastal landforms
  - Identifying landforms
  - EXAMPLE – Coastal landscape – Dorset coastline (CGP pg. 45)
  - Coastal management
  - EXAMPLE: Coastal management – Lyme Regis (CGP pg. 47)
- Rivers [UL Lesson 1](#)
  - The river valley
  - River processes
  - River landforms – Erosion
  - River landforms – Meanders and Ox-bow lakes
  - River landforms – Deposition

- Identifying river landforms
- EXAMPLE: River landscape – River Clyde (CGP pg. 55)
- River discharge and flooding
- River management
- EXAMPLE: Flood management – Oxford (CGP pg. 58)

## **Paper 2: Challenges in the Human Environment**

### Section A: Urban Issues and Challenges

- Urbanisation
  - Urbanisation (CGP pg. 69)
  - CASE STUDY: Urban Growth Lagos, Nigeria (CGP pg. 70-72)
- UK Cities
  - UK Cities (CGP pg.73)
  - CASE STUDY: Change in UK Cities – Bristol
  - Sustainable urban living
  - CASE STUDY: Curitiba (CGP pg 77-78)
  - Traffic management (CGP pg 79)

### Section B: The Changing Economic World

- Development
  - Measuring development
  - DTM
  - Uneven development
  - Reducing development gap
  - Example: Tourism – Kenya or Jamaica (CGP pg. 87)
- Economic development
  - Economic development in India (CGP pg. 88-90)
  - Economic development in the UK
  - EXAMPLE - Industry and the environment (CGP pg. 92)

All KS4 Geography lessons can be found on the curriculum website: [Curriculum - Curriculum \(unitedlearning.org.uk\)](http://Curriculum - Curriculum (unitedlearning.org.uk))

Skills: There will also be a range of skills questions on the paper. The skills could be based on:

- Map skills
  - Grid references, scale, relief, describing maps, identifying features on maps
- Graphs
  - Describing, constructing and analysing graphs
- Numerical skills
  - Correlation, frequency, ratio, magnitude, area
- Statistical skills
  - Mean, mode, median, range, % increase/decrease

## Case studies and examples

### PAPER 1

#### Section A – The challenge of natural hazards

1. LIC Case Study Earthquake – Effects and responses – Nepal 7.8 2015
2. HIC Case Study Earthquake – Effects and responses – New Zealand 7.8 2016
3. Tropical storm – Effects and responses - Typhoon Haiyan 2013
4. Extreme UK weather – Somerset levels flooding 2013 & 2014

#### Section B – The living world (ecosystems, tropical rainforests + hot deserts)

1. Ecosystem in the UK – Slapton Ley Reed Bed
2. Deforestation in the TRF – The Amazon rainforest – Causes and Impacts
3. Hot desert opportunities and challenges case study – The Sahara

#### Section C – Physical landscapes in the UK (Rivers and Coasts)

1. UK coastline – Dorset coastline
2. Coastline Management – Lyme Regis
3. Example of a river in the UK – The River Clyde
4. River management – Oxford Flood management scheme

### PAPER 2

#### Section A: Urban Issues and Challenges

1. NEE City Case Study Growth. Opportunities and challenges (social, economic, environmental) management.  
- Lagos, Nigeria.
2. Example of how Urban Planning has improved Qol. - Makoko Floating School
3. UK City Case Study. Location, character, opportunities, and challenges – Bristol, UK
4. Example of regeneration in the UK – Temple quarter, Bristol
5. Example of sustainable urban living – Curitiba, Brazil

#### Section B: The Changing Economic World

1. Example of how Tourism has reduced the development gap - Kenya
2. NEE Case Study - India
3. UK Case Study – Torr Quarry
4. Example of sustainable industry – Unicorn

### Paper 3

- Fieldwork:

Physical enquiry: Hard engineering strategies prevent longshore drift in Swanage.

Human enquiry: Tourism has an environmental impact on Swanage.



## Revision Schedule

*Use the revision schedule to fill in your revision planner to organise what you will revise, how and when.*

Department	Geography		
Focus	Method	Time	
<b>Paper 1: Natural Hazards</b>			
Weather Hazards	-Revise key terminology -Explain the formation of weather and tectonic hazards -Learn case study facts and figures -Learn causes, effects and management strategies	Minimum 3 hours	
Tectonic Hazards			
Climate Change			
Focus	Method	Time	
<b>Paper 2: Changing Economic World</b>			
Development	-Revise key terminology. -Explain the causes, effects, and strategies of uneven development. -Learn NEE and HIC case studies in detail.	Minimum 3 hours	
India			
UK economy			
Focus	Method	Time	
<b>Paper 2: Urban Issues and Challenges</b>			
General Urban issues and challenges	-Revise key terminology. -Explain the opportunities and challenges within each city you have studied. -Learn NEE and HIC case studies in detail. -Sustainable management strategies to learn.	Minimum 3 hours	
Lagos			
Bristol			
Focus	Method	Time	
<b>Paper 1: Living world</b>			
Ecosystems	-Revise key terminology. -General understanding of the ecosystems. -Explain the human and physical intervention in the TRF. -Understanding of the impacts and management strategies used in the Hot Desert.	Minimum 3 hours.	
Amazon Rainforest			
Focus	Method	Time	
<b>Paper 3 fieldwork</b>			
Fieldwork	-Using the fieldwork booklet, learn the physical and human fieldwork case studies. Practise past exam questions. Remember you are telling a story of what you went and did, why and what you found.		Minimum 2 hours.
Focus	Method	Resource	Time
<b>Paper 1: Physical Landscapes in the UK: Coasts and Rivers</b>			
Coasts	-Revise key terminology. -Explain the formation of all landforms (learn diagrams) -Learn key processes (erosion, transportation and deposition). - Revise management strategies. -Learn coastal case study (Lyme Regis) and rivers case study (Oxford).	Minimum 2 hours.	
Rivers			
Focus	Method	Resource	Time

**Paper 1: Individual areas of weakness.** Reflect on your own mock performance. What are your areas of weakness within your own subject knowledge.

Focus	Method	Resource	Time
-------	--------	----------	------

**Paper 2: Individual areas of weakness.** Reflect on your own mock performance. What are your areas of weakness within your own subject knowledge.

## Exams

<b>Speaking</b>	<b>Listening</b>	<b>Reading</b>	<b>Writing</b>
<p>The speaking exam is comprised of three tasks:</p> <ul style="list-style-type: none"> <li>• Role Play</li> <li>• Photo Card</li> <li>• General Conversation</li> </ul> <p>Students will have 15 minutes preparation time to write their responses to the stimuli before the exam.</p>	<p><b>Section A:</b> questions and answers in English. <b>Section B:</b> questions and answers in French.</p> <p>Foundation Tier: 35 minutes plus 5 minutes reading time</p> <p>Higher Tier: 50 minutes plus 5 minutes reading time</p>	<p><b>Section A:</b> questions and answers in English. <b>Section B:</b> questions and answers in French. <b>Section C:</b> translation into English</p> <p>Foundation Tier: 45 minutes</p> <p>Higher Tier: 60 minutes</p>	<p>Foundation Tier</p> <p>Q1. Photo Description Q2. 40-word Question Q3. Translation into French Q4. 90-word Question</p> <p>Higher Tier</p> <p>Q1. 90-word Question Q2. 150-word Question Q3 Translation into French</p>

## Topics (all topics come up in all exams)

<b>Theme 1 Identity and Culture</b>	<b>Theme 2 Local, national, international and global areas of interest</b>	<b>Theme 3 Current and future study and employment</b>
<p>Topic 1: Me, my family and friends Topic 2: Technology in everyday life Topic 3: Free time activities Topic 4: Customs and Festivals</p>	<p>Topic 1: Home, town, neighbourhood and region Topic 2: Social Issues Topic 3: Global Issues Topic 4: Travel and tourism</p>	<p>Topic 1: My studies Topic 2: Life at school and college Topic 3: Education post-16 Topic 4: Jobs, career choices and ambitions</p>

## Revision Resources (students should follow the weekly revision scheduled issued in September)

### Topic Revision

Every topic has a **knowledge organiser** that has been printed and given to students in lessons in September 2024. The knowledge organisers are also on each **Class Team**. Students should learn the vocabulary from the knowledge organisers by using **self-quizzing and flashcards**. Students should focus on the words they don't know from the topics they have already studied in Year 10.

### Exam Skills Revision

Each Class Team has a **Reading and Listening exam paper** for independent practice at home. There is also a **bank of Role Play and Photo Cards** that students are able to prepare answers for at home and bring into their class teachers for marking. Students can also attend **French Booster Club** on Monday lunchtimes in BU1.

### Online Revision

United Learning has a bank of **online revision videos** focussed on both topics and exams skills that can be accessed here: [Exam Skills Revision](#) Resources will cover content from both Year 10 and Year 11. Students will have to select French and the section titled: **Exam Skills Lessons**.

### Revision Guides

Here are the revision guides we advise students to purchase for more exam practice at home:

[GCSE French AQA Exam Practice Workbook: includes Answers & Online Audio \(For exams in 2025\) \(CGP AQA GCSE French\): Amazon.co.uk: CGP Books, CGP Books: 9781782945383: Books](#)

[Pearson REVISE AQA GCSE French Revision Guide: incl. online revision, quizzes, video and audio - for 2025 exams: Amazon.co.uk: Glover, Stuart: 9781292131429: Books](#)

[Pearson REVISE AQA GCSE \(9-1\) French Revision Workbook: For 2024 and 2025 assessments and exams \(Revise AQA GCSE MFL 16\): Amazon.co.uk: Glover, Stuart: 9781292131351: Books](#)

[New GCSE French AQA Exam Practice Workbook with CGP RevisionHub \(for exams from 2026\): Includes Audio & Online Tests: Amazon.co.uk: CGP Books, CGP Books: 9781837741953: Books](#)

**Revision Schedule**

*Use the revision schedule to fill in your revision planner to organise what you will revise, how and when.*

<b>Department</b>	French		
<b>Week 1</b>			
<b>Focus</b>	<b>Method</b>	<b>Resource</b>	<b>Time</b>
Vocabulary Learning	Self-Quizzing/Flash Cards/Mind Maps	AQA Knowledge Organiser Family and Relationships	60
<b>Week 2</b>			
<b>Focus</b>	<b>Method</b>	<b>Resource</b>	<b>Time</b>
Reading	Exam Questions	Past Papers saved on Teams	60
<b>Week 3</b>			
<b>Focus</b>	<b>Method</b>	<b>Resource</b>	<b>Time</b>
Vocabulary Learning	Self-Quizzing/Flash Cards/Mind Maps	AQA Knowledge Organiser Home and Local Area	60
<b>Week 4</b>			
<b>Focus</b>	<b>Method</b>	<b>Resource</b>	<b>Time</b>
Listening	Exam Questions	Past Papers saved on Teams	60
<b>Week 5</b>			
<b>Focus</b>	<b>Method</b>	<b>Resource</b>	<b>Time</b>
Vocabulary Learning	Self-Quizzing/Flash Cards/Mind Maps	AQA Knowledge Organiser School	60
<b>Week 6</b>			
<b>Focus</b>	<b>Method</b>	<b>Resource</b>	<b>Time</b>
Reading	Exam Questions	Past Papers saved on Teams	60
<b>Week 7</b>			
<b>Focus</b>	<b>Method</b>	<b>Resource</b>	<b>Time</b>
Vocabulary Learning	Self-Quizzing/Flash Cards/Mind Maps	AQA Knowledge Organiser All Themes	60

**Hybrid Paper:**  
**Paper One &**  
**Paper Two**

(1 hour 45 minutes) (99 marks)

**Students are to answer four of the six sections in Paper two.**

**Theme A:** Relationships and Families

**Theme B:** Religion and Life

**Theme D:** Peace and Conflict

**Theme F:** Human Rights & Social Justice

**DO NOT** answer the following sections.

**Theme C:** Existence of God and Revelation.

**Theme E:** Religion, Crime and Punishment.

**Each section is worth 24 marks**

Students will answer 1x1 mark, 1x2 mark, 1x4 mark, 1x5 mark and 1x12 mark questions for every section.

There will also be **3 marks** available for spelling, punctuation and grammar based on your best written 12-mark answer.

In the March Mock exam, you will only be tested on 3 themes which are:

**Theme B:** Religion and Life

**Theme D:** Peace and Conflict

**Theme F:** Human Rights & Social Justice

In the March Mock exam, you will also be tested on Christian Practices which is in Paper 1 of the RE GCSE exam.

<b>Links for lessons</b>	
<b>Christian Practices</b>	<b>Religion &amp; Life</b>
1) <a href="#">Worship</a> 2) <a href="#">Baptism</a> 3) <a href="#">Eucharist</a> 4) <a href="#">Pilgrimage</a> 5) <a href="#">Festivals</a> 6) <a href="#">Local Community</a> 7) <a href="#">Church Growth</a> 8) <a href="#">Persecution</a> 9) <a href="#">Reconciliation</a> 10) <a href="#">World Poverty</a>	1) <a href="#">Origins of the Universe 1</a> 2) <a href="#">Origins of the Universe 2</a> 3) <a href="#">Environmental Issues</a> 4) <a href="#">Origins of Humanity 1</a> 5) <a href="#">Origins of Humanity 2</a> 6) <a href="#">Animal Testing</a> 7) <a href="#">Animals for food</a> 8) <a href="#">Abortion</a> 9) <a href="#">Euthanasia</a> 10) <a href="#">Death and Afterlife</a>
<b>Peace &amp; Conflict</b>	<b>Human Rights</b>
1) <a href="#">Peace and Conflict</a> 2) <a href="#">Violent Protest</a> 3) <a href="#">Reasons for War</a> 4) <a href="#">Nuclear War</a> 5) <a href="#">Just War</a> 6) <a href="#">Holy War</a> 7) <a href="#">Pacifism</a> 8) <a href="#">Victims of War</a>	1) <a href="#">Social Justice</a> 2) <a href="#">Prejudice</a> 3) <a href="#">Disability</a> 4) <a href="#">Racism</a> 5) <a href="#">Religious Freedom</a> 6) <a href="#">Role of Women 1</a> 7) <a href="#">Role of Women 2</a> 8) <a href="#">Poverty</a> 9) <a href="#">Charity</a> 10) <a href="#">Wealth</a>

<b>Links for further resources</b>	
<b>Exam Technique</b>	<b>General Revision</b>
<a href="#">Structuring Explain questions</a>  <a href="#">Structuring evaluation questions</a>  <a href="#">Interpreting beliefs and teachings</a>	<a href="#">BBC Bitesize</a>  Please use your booklets for revision- all can be found on your RE Class TEAM page.  Please use AQA, religious studies, to seek and practice any past papers.

### Revision Schedule

*Use the revision schedule to fill in your revision planner to organise what you will revise, how and when.*

Department	Religious Studies	
Focus	Method	Time
<b>Paper 2: Islamic Beliefs</b>		
Tawhid	-Revise key terminology -Revise Religious Reference -Practice 12 marker questions -Practice the influence question worth 4 marks	Minimum 1.5 hours
Nature of God		
Sunni & Shi'a Islam		
Focus	Method	Time
<b>Paper 2: Islamic Beliefs</b>		
Holy Books	-Revise key terminology -Revise Religious Reference -Practice 12 marker questions -Practice the influence question worth 4 marks	Minimum 1.5 hours
Angels		
Prophets		
Focus	Method	Time
<b>Paper 2: Human Rights</b>		
Human Rights, Social Justice and Discrimination	-Revise key terminology -Revise Religious Reference -Practice 12 marker questions -Practice the contrasting question worth 4 marks	Minimum 1.5 hours
Racism, Homosexuality, Disability, Status of Women, & Religious Freedom		
Wealth: Poverty, exploitation and giving to the poor.		
Focus	Method	Time
<b>Paper 2: Peace &amp; Conflict</b>		
Peace, Conflict, Protesting & Terrorism	-Revise key terminology-Revise Religious Reference -Practice 12 marker questions -Practice the contrasting question worth 4 marks	Minimum 1.5 hours
War, WMD, Lesser Jihad, Just War and Holy War		
Pacifism & Victims of War		
Focus	Method	Time
<b>Paper 2: Religion and</b>		
Origins of the world, humanity, life after death	-Revise key terminology-Revise Religious Reference -Practice 12 marker questions -Practice the contrasting question worth 4 marks	Minimum 1.5 hours
Ethics: Euthanasia, Animal Experiment, Environment & Abortion		
<b>Paper 1: Individual areas of weakness.</b> Reflect on your own mock performance. What are your areas of weakness within your own subject knowledge.		

## The Examinations and Content

<p><b>Component 1:</b> Exploring the Media</p> <ul style="list-style-type: none"> <li>• Total marks: 85 marks</li> <li>• 40%</li> <li>• 1 Hour 30 Minutes</li> </ul>	<p><b>Section 1: Media Language and Representation</b>            15 marks Media language question            5 marks context question            25 marks comparison of Cross Media Study with unseen example            This Girl Can; Quality Street; GQ; Pride; Man With The Golden Gun; Spectre...</p> <p><b>Section 2: Media Industries and Audiences</b>            Mixture of 1 – 12 mark questions on a selected range of CMTs as wider knowledge about audience and industries.            Fortnite; The Archers; Spectre...</p>
--	--

## Links for further resources

<u>Essay Resources and Exam Preparation</u>	<u>Revision Resources</u>
<p>Specific Revision Booklet for Component 1 GCSE Media</p> <p><a href="#">YR 10 11 MEDIA 22 23 REVISION RESOURCE.docx</a></p> <p>You also have access to the booklets, in class, which contain past questions and sample answers.</p>	<p>Specific Revision Booklet for Component 1 GCSE Media</p> <p><a href="#">YR 10 11 MEDIA 22 23 REVISION RESOURCE.docx</a></p> <p>Specific summary videos on each topic by Becky Fisher:</p> <p><a href="#">GCSE Media - This Girl Can - Media Language - A Guide for Students &amp; Teachers - YouTube</a></p> <p><a href="#">GCSE Media - This Girl Can - Representation - A guide for students &amp; teachers - YouTube</a></p> <p><a href="#">GCSE Media - Quality Street Advert -- Media Language - A Guide for Students &amp; Teachers - YouTube</a></p> <p><a href="#">GCSE Media - Quality Street Advert -- Representation - A Guide for Students &amp; Teachers - YouTube</a></p> <p><a href="#">GCSE Media Studies - GQ Magazine - Media Language &amp; Representation - YouTube</a></p> <p><a href="#">GCSE Media - Pride Magazine - Media Language &amp; Representation - YouTube</a></p> <p><a href="#">GCSE - The Man With The Golden Gun - Media Language &amp; Representation - YouTube</a></p> <p><a href="#">GCSE - Spectre Poster - Media Language &amp; Representation - YouTube</a></p> <p><a href="#">GCSE Media - Spectre &amp; Film Industry - Simple Guide for Students &amp; Teachers - YouTube</a></p> <p><a href="#">GCSE Media - The Archers - Industries - YouTube</a></p> <p><a href="#">GCSE Media - The Archers - Audience - YouTube</a></p> <p><a href="#">GCSE Media - Fortnite - Industries &amp; Audiences - YouTube</a></p>



## The Examinations and Content

<p><b>Component 2:</b> Understanding Media forms and products</p> <ul style="list-style-type: none"> <li>• Total marks: 85 marks</li> <li>• 40%</li> <li>• 1 Hour 30 Minutes</li> </ul>	<p><b>Section 1: Sit-coms</b> An array of 4-10 mark questions focusing on Sit-com genre conventions and aspects of representation</p> <p><b>Section 2: Music Videos</b> 20 mark question focusing on comparing an aspect of representation An 8-10 mark question focusing on wider industry context</p>
---	---

<u>Links for further resources</u>	
<u>Essay Resources and Exam Preparation</u>	<u>Revision Resources</u>
<p>Teams folder with revision materials made in lessons, photocopied student work and classwork revision booklets.</p>	<p><a href="#">Freinds Fact Sheet - Language and Representation</a></p> <p><a href="#">Modern Family Fact Sheet</a></p> <p><a href="#">Friends Fact Sheet Industry Contexts</a></p> <p><a href="#">Friends cinematography   Media Studies - Sitcoms (wjec.co.uk)</a></p> <p><a href="#">Friends - Sound and music   Media Studies - Sitcoms (wjec.co.uk)</a></p> <p><a href="#">Friends - Editing   Media Studies - Sitcoms (wjec.co.uk)</a></p> <p><a href="#">Friends Social Contexts (Ignore IT Crowd)</a> Ignore IT crowd content, focus on Friends.</p> <p><a href="#">Bad Blood Key Shot Analysis</a></p> <p><a href="#">Taylor Swift Website Analysis QUIZ</a></p> <p><a href="#">Bad Blood TArget Audience</a></p>

### Revision Schedule

*Use the revision schedule to fill in your revision planner to organise what you will revise, how and when.*

<b>Department</b>	Media Studies		
Week 1			
<b>Focus</b>	<b>Method</b>	<b>Resource</b>	<b>Time</b>
Advertising	Comparison question BIG IDEAS	Teacher provided resources/Teams folder/Fact Sheet	1hr
Week 2			
<b>Focus</b>	<b>Method</b>	<b>Resource</b>	<b>Time</b>
Industry contexts	Past paper industry questions provided by teacher	Teacher resources, fact sheet, past booklet	
Week 3			
<b>Focus</b>	<b>Method</b>	<b>Resource</b>	<b>Time</b>
The Archers	Archers industry past question/fact sheet	Teacher resource/Archers fact sheet/ Revision resources created in lesson	1hr
Week 4			
<b>Focus</b>	<b>Method</b>	<b>Resource</b>	<b>Time</b>
Newspaper context	Unseen newspaper comparison	Homework booklet, past paper, class booklet or fact sheet	1hr
Week 5			
<b>Focus</b>	<b>Method</b>	<b>Resource</b>	<b>Time</b>
Sit-com contexts	Past paper sit-com question	Mindmaps and resources created in lessons, fact sheets, class booklets	45 mins
Week 6			
<b>Focus</b>	<b>Method</b>	<b>Resource</b>	<b>Time</b>
Music Video conventions	Past paper questions focusing on music industry.(4/5 markers)	Teacher resource, mindmaps created in lessons, fact sheets 1	45 mins
Week 7			
<b>Focus</b>	<b>Method</b>	<b>Resource</b>	<b>Time</b>

## Examination and Content

External Unit	Specification	
Unit R180: Reducing the risk of sports injuries and dealing with common medical conditions	<p>By completing this unit, you will prepare as a participant to take part in physical activity in a way which minimises the risk of injuries occurring. It will also prepare you to know how to react to common injuries that can occur during sport and physical activity, and how to recognise the symptoms of some common medical conditions.</p> <p>The five-topic areas are:</p> <ul style="list-style-type: none"> <li>• Different factors which influence the risk and severity of injury</li> <li>• Warm up and cool down routines</li> <li>• Different types and causes of sports injuries</li> <li>• Reducing risk, treatment and rehabilitation of sports injuries and medical conditions</li> <li>• Causes, symptoms and treatment of medical conditions</li> </ul>	
<p><b>Exam Paper Time:</b> 75minutes <b>Marks:</b> 70</p> <p>This equates to 40% of the course</p>	<p><b>Section A Questions:</b> These will be made up of multiple-choice style questions and several short to medium response questions on the following - <b>Treatment of injuries, (DRABC), Aggression, Medical conditions (Epilepsy). Environmental factors, Chronic injuries</b></p> <p><b>Section B Questions:</b> This will have context-based questions. Students will be presented with short scenario(s) and will apply their knowledge of sport concepts to produce relevant responses.</p> <ul style="list-style-type: none"> <li>• It will include short/medium answer questions, extended response analysis and evaluation questions.</li> <li>• All topic areas and its teaching content may be assessed either as knowledge, understanding or as applied practical examples across a range of sporting activities.</li> </ul> <p><b>Scenarios include, Psychological benefits of warm-up, Risk assessment, Confidence, Types of equipment, Cardiac arrest, Individual variables</b></p>	
Links to further resources		
Knowledge Organisers	Examination Resources	Revision resources
<p><a href="#">KO2 - Unit R180 reducing the risk of injuries.pdf</a></p>	<p><b>Past Papers and Mark Schemes</b> <a href="#">Exam papers</a></p> <p><b>Candidate exemplar answers</b> <a href="#">Candidate Style Answers paper 1</a></p>	<p><b>The Everlearner online platform</b> <a href="#">Home :: The EverLearner</a></p> <p><a href="#">CNAT Sport Science R180 Revision (Summer 2024)</a></p> <p><b>YOUTUBE link to go with booklet in link below</b> <a href="#">Everlearner YouTube link presentation and booklet</a></p> <p><b>Warm Up and Cool down lessons</b> <a href="#">Curriculum links</a></p> <p><a href="#">PowerPoint on all Topics</a></p>

### Revision Schedule

*Use the revision schedule to fill in your revision planner to organise what you will revise, how and when.*

<b>Department</b>	Sport Science – Reducing Risk of Sports Injuries Exam		
Week 1			
<b>Focus</b>	<b>Method</b>	<b>Resource</b>	<b>Time</b>
1. Aggression 2. Environmental Factors 3. Types of Equipment 4. Individual Variables 5. Confidence 6. Psychological benefits of warm-up	Flash cards  Self-Quizzing	1-4 Knowledge Organiser One  5-6 Knowledge Organiser Two	45 mins
Week 2			
<b>Focus</b>	<b>Method</b>	<b>Resource</b>	<b>Time</b>
Exam practice	Exam Questions 1-10	No 1. Sport Science practice paper and mark scheme	35 mins Q 10 mins mark
Week 3			
<b>Focus</b>	<b>Method</b>	<b>Resource</b>	<b>Time</b>
Exam practice	Exam Questions 11-15	No 1. Sport Science practice paper and mark scheme	35 mins Q 10 mins mark
Week 4			
<b>Focus</b>	<b>Method</b>	<b>Resource</b>	<b>Time</b>
1. Chronic Injuries 2. DRABC 3. Risk Assessment 4. Medical conditions 5. Cardiac Arrest	Flash cards  Self-Quizzing	1 Knowledge Organiser Three 2-3 Knowledge Organiser Four  4 Knowledge Organiser Five 5 Knowledge Organiser Six	45 mins
Week 5			
<b>Focus</b>	<b>Method</b>	<b>Resource</b>	<b>Time</b>
Exam practice	Exam Questions 1-11	No 3. Sport Science practice paper and mark scheme	35 mins Q 10 mins mark
Week 6			
<b>Focus</b>	<b>Method</b>	<b>Resource</b>	<b>Time</b>
Exam practice	Exam Questions 12-15	No 3. Sport Science practice paper and mark scheme	35 mins Q 10 mins mark
Week 7			
<b>Focus</b>	<b>Method</b>	<b>Resource</b>	<b>Time</b>
Everlearner revision sessions	YouTube link <a href="#">CNAT Sport Science R180 Revision (Summer 2024)</a>	<a href="#">Everlearner YouTube link presentation and booklet</a>	1 hour

1 Paper

2 hours

**Examination and content:**

<b>Component 3 – Health and wellbeing</b>	<p>Positive and negative effects of factors on health and wellbeing.</p> <p>Positive and negative effects of life events on health and wellbeing.</p> <p>Using physiological data to analyse case studies, giving impacts on current and future physical health.</p> <p>Giving suggestions on how to improve an individual’s health and wellbeing.</p> <p>Explaining for support could improve the health and wellbeing of an individual.</p> <p>Explaining barriers to improving health and wellbeing.</p> <p><a href="#">Exam question types and focus.pdf</a></p>
---	--

Links to further resources		
Knowledge organisers	Past papers	Revision resources
<a href="#">HSC-BTEC-Tech-Award Knowledge-Organisers Comp-3 A1-Growth-Development.pdf</a>	<a href="#">HSC SAM 1.pdf</a>	<a href="#">C3 Revision Guide.PDF</a>
<a href="#">HSC-BTEC-Tech-Award Knowledge-Organisers Comp-3 B1-B2-Physiological-Lifestyle-Indicators.pdf</a>	<a href="#">HSC SAM 2.pdf</a>	<a href="#">Revision worksheets.pptx</a>
<a href="#">HSC-BTEC-Tech-Award Knowledge-Organisers Comp-3 C1-Person-centred-Approach.pdf</a>	<a href="#">Jan 24.pdf</a>	
<a href="#">HSC-BTEC-Tech-Award Knowledge-Organisers Comp-3 C2-Recommendations-Actions.pdf</a>		
<a href="#">HSC-BTEC-Tech-Award Knowledge-Organisers Comp-3 C3-Barriers-Obstacles.pdf</a>		

### Revision Schedule

*Use the revision schedule to fill in your revision planner to organise what you will revise, how and when.*

<b>Department</b>	BTEC Health and Social Care		
Week 1			
<b>Focus</b>	<b>Method</b>	<b>Resource</b>	<b>Time</b>
Health and wellbeing	Flashcards	Revision guide	30 mins
Week 2			
<b>Focus</b>	<b>Method</b>	<b>Resource</b>	<b>Time</b>
PIES and life events	Mind map	Revision guide	45 mins
Week 3			
<b>Focus</b>	<b>Method</b>	<b>Resource</b>	<b>Time</b>
Physiological data	Flash cards	Revision guide	30 mins
Week 4			
<b>Focus</b>	<b>Method</b>	<b>Resource</b>	<b>Time</b>
Lifestyle choices	Flash cards	Revision guide	30 mins
Week 5			
<b>Focus</b>	<b>Method</b>	<b>Resource</b>	<b>Time</b>
Sources of support	Revision clock	Revision guide	30 mins
Week 6			
<b>Focus</b>	<b>Method</b>	<b>Resource</b>	<b>Time</b>
Barriers and obstacles	Flash cards	Revision guide	30 mins
Week 7			
<b>Focus</b>	<b>Method</b>	<b>Resource</b>	<b>Time</b>
Actions to improving health and wellbeing	Flash cards	Revision guide	30 mins

1 Paper

2 hours

**Examination and content:**

<p><b>Component 3 – Influences on global travel</b></p>	<p>Health risk factors that may influence global travel and tourism.</p> <p>Tourist Area Life Cycle (TALC) model</p> <p>Political factors that may influence global travel and tourism.</p> <p>Environmental education and its positive impact of tourism on the environment.</p> <p>Media influences on travel and tourism</p> <p>Suitability of a destination on customer’s needs.</p> <p>Emerging and mature destinations</p> <p>Destination management</p>
---	--

Links to further resources		
Knowledge organisers	Past papers	Revision resources
<p><a href="#">Component 1 LAA and LAB .pdf</a></p> <p><a href="#">Component 2 LAA and LAB.pdf</a></p> <p><a href="#">Component 3 LAA .pdf</a></p> <p><a href="#">Component 3 LAB&amp;LAC.pdf</a></p>	<p><a href="#">Practice exam paper.pdf</a></p> <p><a href="#">Jan 2024.pdf</a></p> <p>There currently very few past papers available but please take a look at the papers below to test your knowledge.</p> <p><a href="#">BTEC Tech 1.pdf</a></p> <p><a href="#">BTEC Tech 2.pdf</a></p> <p><a href="#">BTEC Tech 3.pdf</a></p>	<p><a href="#">Revision workbook Component 3.pptx</a></p> <p><a href="#">T&amp;T P3 revision session.pptx</a></p>

### Revision Schedule

*Use the revision schedule to fill in your revision planner to organise what you will revise, how and when.*

<b>Department</b>	BTEC Travel and Tourism		
Week 1			
<b>Focus</b>	<b>Method</b>	<b>Resource</b>	<b>Time</b>
Health risk factors	Flash cards	Knowledge organisers	30 mins
Week 2			
<b>Focus</b>	<b>Method</b>	<b>Resource</b>	<b>Time</b>
Tourist Area Life Cycle (TALC) model	Mind map	Revision booklet	30 mins
Week 3			
<b>Focus</b>	<b>Method</b>	<b>Resource</b>	<b>Time</b>
Political factors	Flash cards	Knowledge organisers Revision booklet	30 mins
Week 4			
<b>Focus</b>	<b>Method</b>	<b>Resource</b>	<b>Time</b>
Economic factors	Flash cards	Knowledge organisers Revision booklet	30 mins
Week 5			
<b>Focus</b>	<b>Method</b>	<b>Resource</b>	<b>Time</b>
Environmental factors	Flash cards	Knowledge organisers Revision booklet	30 mins
Week 6			
<b>Focus</b>	<b>Method</b>	<b>Resource</b>	<b>Time</b>
Media influence	Flash cards	Knowledge organisers Revision booklet	30 mins
Week 7			
<b>Focus</b>	<b>Method</b>	<b>Resource</b>	<b>Time</b>
Suitability of destinations	Cornel notes	Knowledge organisers Revision booklet	30 mins



**AQA GCSE Dance**

Specification: 8236

	Topics	Length of exam	%
Component 1 Written Exam	Choreography knowledge, performance skills. Analysis of own/professional work	90mins	40%
Component 2 Practical	Choreography ongoing	N/A	30%
Component 2 Practical	Performance exam	N/A	30%

**The Examinations and Content**

Written Paper	<b>Section A</b> relates to the knowledge and understanding of choreographic processes and performing skills Questions will relate to a given stimulus for students to write a response.
	<b>Section B</b> relates to the critical appreciation of own work. Questions relate to students' own experience of performance, or choreography from within the course.
	<b>Section C</b> relates to the critical appreciation of professional works from the GCSE Dance Anthology six dance works <b>(For this mock paper the exam will cover all six works).</b>
Students must be able to critically analyse, evaluate and identify similarities and differences, explain and justify their own opinions with reasoning.	

**Links for Revision Resources****Videos of set works:**A Linha Curva: [A Linha Curva Wide - YouTube](#)Artificial Things: [Artificial Things](#)Emancipation of Expressionism: [Emancipation of Expressionism - YouTube](#)Infra: [Infra - YouTube](#)Shadows: [Shadows - YouTube](#)Within Her Eyes: [Within Her Eyes - YouTube](#)**Knowledge Organisers:**Performance Skills : [Y11 Dance Autumn 2.docx](#)Choreography Knowledge : [Y10 GCSE Dance Autumn 1.docx](#)A Linha Curva: [Y10 Dance Autumn 2.docx](#)Shadows: [Y11 GCSE Dance Spring 1.pdf](#)Infra: [Y10 Summer 1 Dance Infra.pdf](#)Artificial Things: [Artificial Things Fact File](#)Within Her Eyes: [Within Her Eyes Fact File v1.1.pdf](#)Emancipation of Expressionism: [Emancipation of expressionism fact file v1.1.pdf](#)**Revision Guide:**[The GCSE Dance Revision Guide \(1\).pdf](#)

## Eduqas GCSE Music

Specification: C660QS

Component	Topic	Length of exam	%
<b>Component 1 Performance</b>	A minimum of two pieces, one of which must be an ensemble performance of at least one minute duration. The other piece(s) may be either solo and/or ensemble. One of the pieces performed must link to an area of study of the learner's choice.	n/a Performances must be at least 4 minutes in total	<b>30%</b>
<b>Component 2 Composition</b>	Two compositions, one of which must be in response to a brief set by WJEC. Learners choose one brief from a choice of four, each one linked to a different area of study. The second composition is a free composition for which learners set their own brief.	n/a Compositions must be at least 2 minutes in total	<b>30%</b>
<b>Component 3 Listening and Appraising</b>	This component is assessed via a listening examination. Eight questions in total, two on each of the four areas of study. <ul style="list-style-type: none"> <li>• Area of study 1: Musical Forms and Devices</li> <li>• Area of study 2: Music for Ensemble</li> <li>• Area of study 3: Film Music</li> <li>• Area of study 4: Popular Music</li> </ul> Two of the eight questions are based on extracts set by WJEC.	75 mins	<b>40%</b>

The Examinations and Content

Question	Marks available	Content
1	12	<b>Area of Study 1: Musical Forms and Devices</b> <b>Badinerie Suite, J.S. Bach</b> <ul style="list-style-type: none"> <li>• Focus on Section A</li> <li>• Instrumentation</li> <li>• Melodic Devices (and Motif development)</li> <li>• Tonality</li> <li>• Harmony</li> <li>• Rhythm</li> </ul>
2-6, and 8	8-12 per question	<b>Area of Study 1: Musical Forms and Devices</b> <ul style="list-style-type: none"> <li>• Classical structures – binary, ternary, minuet and trio, rondo, variation and strophic form</li> <li>• Use of musical devices in relation to the musical elements</li> </ul> <b>Area of Study 2: Music for Ensemble</b> <ul style="list-style-type: none"> <li>• Sonority, texture and rhythm</li> <li>• Instrumental and vocal groupings</li> <li>• Musical theatre</li> <li>• Chamber music</li> <li>• String quartet</li> <li>• Vocal ensembles</li> </ul> <b>Area of Study 3: Film Music</b> <ul style="list-style-type: none"> <li>• Timbre</li> <li>• Tone colour</li> <li>• Dynamics and tempo</li> </ul>

		<p><b>Area of Study 4: Popular Music</b></p> <ul style="list-style-type: none"> <li>• Structure</li> <li>• Harmony</li> <li>• Music technology</li> <li>• Pop</li> <li>• Rock</li> <li>• Bhangra</li> <li>• Fusion</li> </ul> <p>You are required to:</p> <ul style="list-style-type: none"> <li>• identify musical elements, musical contexts and musical language, and apply this knowledge to familiar and unfamiliar music</li> <li>• make evaluative and critical judgements about musical elements, musical contexts and musical language, using appropriate musical terminology</li> <li>• complete the rhythm or pitch of a short section of music (pitch dictation will be within the major scale)</li> </ul>
7	12	<p><b>Area of Study 4: Popular Music</b></p> <p><b>Africa by Toto</b></p> <ul style="list-style-type: none"> <li>• Structure</li> <li>• Instrumentation – popular and world music</li> <li>• Harmony</li> <li>• Melody (including main riffs)</li> <li>• Rhythm</li> </ul>

Links for Revision Resources	
<p>Videos:</p> <p>Badinerie Set Work videos on each section, melody, instrumentation, tonality, rhythm, texture and harmony  <a href="https://www.youtube.com/watch?v=DNo5VB5qFfw&amp;list=PLBZiTTlfg32gCtmA5dSaBTZgWK6IQ2fS">https://www.youtube.com/watch?v=DNo5VB5qFfw&amp;list=PLBZiTTlfg32gCtmA5dSaBTZgWK6IQ2fS</a></p> <p>Africa, Toto Set Work revision  <a href="https://www.youtube.com/watch?v=KBS1vxd06C4">https://www.youtube.com/watch?v=KBS1vxd06C4</a></p> <p>Dictation and Device listening revision  <a href="https://www.youtube.com/playlist?list=PL5rLBp55qlujdHk7W_vUCUbinzsh3yI7A">https://www.youtube.com/playlist?list=PL5rLBp55qlujdHk7W_vUCUbinzsh3yI7A</a></p> <p>AoS revision and dictation  <a href="https://www.youtube.com/playlist?list=PL5rLBp55qlujdHk7W_vUCUbinzsh3yI7A">https://www.youtube.com/playlist?list=PL5rLBp55qlujdHk7W_vUCUbinzsh3yI7A</a></p>	
<p>Knowledge Organisers:</p> <p>AoS1: <a href="#">AoS1 - Forms and Devices KO.pdf</a></p> <p>AoS2: <a href="#">AoS2 - Music for Ensemble KO.pdf</a></p> <p>AoS3: <a href="#">AoS3 - Film Music KO.pdf</a></p> <p>AoS4: <a href="#">AoS4 - Popular Music KO.pdf</a></p>	
<p>Practice Listening and Appraising Questions:  <a href="#">Resource (eduqas.co.uk)</a></p>	
<p>Website links for revision:  <a href="https://portal.focusonsound.com/">https://portal.focusonsound.com/</a></p>	

## GCSE Music Revision & Rehearsal Schedule

*Use the revision/rehearsal schedule to fill in your revision planner to organise what you will revise/rehearse, how and when.*

<b>Department</b>	Music		
Week 1			
<b>Focus</b>	<b>Method</b>	<b>Resource</b>	<b>Time</b>
Performance	Rehearse your performance piece in relation to accuracy and interpretation.	Instrument/voice Musical score (Backing track)	At least 2 hours per week
Week 2			
<b>Focus</b>	<b>Method</b>	<b>Resource</b>	<b>Time</b>
Performance	Record your performance piece and email it to your class teacher	Instrument/voice Musical score Recording device (Backing track)	1 hour
Week 3			
<b>Focus</b>	<b>Method</b>	<b>Resource</b>	<b>Time</b>
Performance	Focused rehearsals on elements of your piece that need work – accuracy, technical control or interpretation	Instrument/voice Musical score Recording device (Backing track)	At least 2 hours
Week 4			
<b>Focus</b>	<b>Method</b>	<b>Resource</b>	<b>Time</b>
Musical Elements (MADTSHIRT)	Revision clock – take each musical element and spend 5 minutes recalling the devices you know for each of them	Knowledge Organiser	45 mins
Week 5			
<b>Focus</b>	<b>Method</b>	<b>Resource</b>	<b>Time</b>
Melody and Harmony	Deliberate Practice – Complete tasks that recall knowledge on melody and harmony using the Focus on Sound platform	Melody - <a href="#">Focus On Sound</a> Harmony - <a href="#">Focus On Sound</a>	1 hour
Week 6			
<b>Focus</b>	<b>Method</b>	<b>Resource</b>	<b>Time</b>
Rhythm and Tempo	Deliberate Practice – Complete tasks that recall knowledge on rhythm and tempo using the Focus on Sound platform	Rhythm and Tempo - <a href="#">Focus On Sound</a>	1 hour
Week 7			
<b>Focus</b>	<b>Method</b>	<b>Resource</b>	<b>Time</b>
Texture and Dynamics	Deliberate Practice – Complete tasks that recall	Texture <a href="#">Focus On Sound</a> Dynamics <a href="#">Focus On Sound</a>	1 hour

	knowledge on texture and dynamics using the Focus on Sound platform		
Week 8			
<b>Focus</b>	<b>Method</b>	<b>Resource</b>	<b>Time</b>
Structure and Articulation	Deliberate Practice – Complete tasks that recall knowledge on structure and articulation using the Focus on Sound platform	Structure <a href="#">Focus On Sound</a> Articulation <a href="#">Focus On Sound</a>	1 hour
Week 9			
<b>Focus</b>	<b>Method</b>	<b>Resource</b>	<b>Time</b>
Instrumentation and Dictation	Deliberate Practice – Complete tasks that recall knowledge on instrumentation and dictation using the Focus on Sound platform	Instrumentation - <a href="#">Focus On Sound</a> Dictation - <a href="#">Focus On Sound</a>	1 hour
Week 10			
<b>Focus</b>	<b>Method</b>	<b>Resource</b>	<b>Time</b>
Set work – Badinerie Set work - Africa	Deliberate Practice – Complete tasks that recall knowledge on the Badinerie Set Work	<a href="#">Focus On Sound</a>	1 hour

# Hospitality and Catering

Contact: Jennifer.Barnett@avonbourneacademy.org.uk

Exam length: 80 minutes

Total marks available: 80

## Examination and content:

<b>The Hospitality and Catering Industry</b>	<b>Hospitality and Catering provisions</b> Customer requirements Job roles and training Media HACCP Nutrients Allergies EHO
--	--

Links to further resources		
Knowledge organisers	Past papers	Revision resources
<a href="#">YR11 H&amp;C Summer 1 LO1.2.pdf</a>  <a href="#">Yr10 H&amp;C Autumn 1.pdf</a>  <a href="#">Year 11 H&amp;C Spring 2 KO.pdf</a>  <a href="#">Year 11 H&amp;C Autumn 1.pdf</a>  <a href="#">Yr10 H&amp;C LO3 KO.pdf</a>  <a href="#">Year 10 Unit 1 LO1&amp;2 Revision KO.pdf</a>	<a href="#">H&amp;C 2019 exam paper.pdf</a>  <a href="#">H&amp;C 2019 mark scheme.pdf</a>  <a href="#">Summer 2018 exam.pdf</a>  <a href="#">Summer 2018 exam.pdf</a>  <a href="#">LO1 Practice Question Paper.pdf</a>  <a href="#">LO2 Practice Question Paper.pdf</a>  <a href="#">LO3 Practice question Paper.pdf</a>  <a href="#">LO4 Practice question paper.pdf</a>  <a href="#">LO5 Practice Question Paper with answers.pdf</a>	<a href="#">1.2 How H&amp;C Provisions operate.pdf</a>  <a href="#">Year 10 1.3 Booklet student copy - Copy.pdf</a>  <a href="#">Yr10 H&amp;C 1.4 booklet.pdf</a>  <a href="#">LO1 Booklet.pdf</a>

# Design and Technology

Contact: [molly.sherwoodtaylor@avonbourneacademy.org.uk](mailto:molly.sherwoodtaylor@avonbourneacademy.org.uk)

Exam length: 90 minutes

Total marks available: 100

## Examination and content:

<b>Section A</b>	<b>20 marks</b>
	Timbers and their working properties Health and safety in the workshop Multiplication
<b>Section B</b>	<b>30 marks</b>
	Commercial manufacturing methods (wood turning) Carbon footprint – contributing factors Considerations when choosing materials Workshop tools Forces and stresses on materials Trigonometry
<b>Section C</b>	<b>50 marks</b>
	One point perspective drawing Isometric drawing Workshop tools Product analysis Specialist DT equipment eg. Laser cutter Measuring and working out distances

Links to further resources		
Knowledge organisers	Past papers	Revision resources
<a href="#">Year 10 - Design and Technology - Autumn 1 - MST.pdf</a>	<a href="#">2021 (June) Question Paper.pdf</a>	<a href="#">Year 10 - Specialist Technical Principles booklet 1 - Timbers.docx</a>
<a href="#">Year 10 - Design and Technology - Autumn 2 - MST.pdf</a>	<a href="#">2021 (June) Mark Scheme.pdf</a>	<a href="#">Year 10 - Specialist technical principles booklet 2 - Environmental Factors.docx</a>
<a href="#">Year 10 - Design and Technology - Spring 1 - MST.pdf</a>	<a href="#">2022 (June) Question Paper.pdf</a>	<a href="#">Year 10 - Specialist Technical Principles booklet 3 - Commercial Processes.docx</a>
<a href="#">Year 10 - Design and Technology - Spring 2 - MST.pdf</a>	<a href="#">2022 (June) Mark Scheme.pdf</a>	<a href="#">Drawing Techniques final.docx</a>
<a href="#">Year 10 - Design and Technology - Summer 1 - MST.pdf</a>		<a href="#">Year 10 2nd project - 4 joint wooden box.docx</a>
<a href="#">Year 10 - Design and Technology - Summer 2 - MST.pdf</a>		